




# School Re-Opening: Parent Guide

## August 2020

This plan is subject to change at any time based on guidance from the Ministry of Education, or public health officials

## Table of Contents

<b>Introduction .....</b>	<b>6</b>
<b>Guiding Principles .....</b>	<b>7</b>
<b>Definitions as Per Policy, Program Memorandum 164 .....</b>	<b>7</b>
Remote Learning .....	7
Synchronous Learning .....	7
Asynchronous Learning .....	7
<b>Access to Grand Erie Schools/Sites.....</b>	<b>8</b>
Essential Visitor Protocol.....	8
While at a School .....	8
Leaving the Site .....	8
<b>Additional Learning and Instruction Consideration.....</b>	<b>8</b>
Field Trips & Assemblies .....	8
School Clubs & Extra-curricular Activities .....	8
Organized Sports .....	8
<b>Adjustments to Movement Throughout the School.....</b>	<b>8</b>
<b>Attendance .....</b>	<b>9</b>
Secondary .....	9
<b>Bell Times.....</b>	<b>9</b>
<b>Child Care: Before- and After-School Programs .....</b>	<b>9</b>
<b>Christmas Food/Clothing Drives .....</b>	<b>9</b>
<b>Community Use of Schools .....</b>	<b>9</b>
<b>Classroom Set-up .....</b>	<b>9</b>
<b>Cleaning .....</b>	<b>11</b>
Enhanced Cleaning Procedures.....	11
Cleaning Supplies .....	12
Hand Sanitizers .....	12
Bathroom Soap .....	12
Disinfectant Spray .....	12
<b>Cohorting .....</b>	<b>12</b>
Elementary: Kindergarten – Grade 8.....	12
Secondary .....	13
Special Education .....	13
<b>Cubbies, Lockers and Coat Hooks (Elementary) .....</b>	<b>13</b>
<b>Eating and Drinking at School .....</b>	<b>13</b>
Elementary .....	13
Secondary .....	13
<b>Elementary Learning Model and Timetable .....</b>	<b>14</b>
Conventional Learning.....	14

Online Learning.....	14
Elementary Opt In/Opt Out Timelines.....	14
Waitlist .....	14
Sample Online Learning Timetable.....	15
Expectations by Grade .....	15
Focus of Curriculum .....	15
Assessment and Evaluation .....	15
Learning Management Systems and Platforms .....	16
<b>Elevators.....</b>	<b>16</b>
<b>EQAO and the Ontario Secondary School Literacy Test (OSSLT), Grade 9 Assessment of Mathematics.....</b>	<b>16</b>
<b>Emergency and Security Drills (Shelter in Place, Hold and Secure, Lockdown) .....</b>	<b>16</b>
<b>Fire Drills .....</b>	<b>16</b>
<b>Fundraising.....</b>	<b>16</b>
<b>Handwashing and Sanitizing .....</b>	<b>16</b>
<b>Health Rooms.....</b>	<b>17</b>
<b>Holiday Concerts/Pageants .....</b>	<b>17</b>
<b>Holiday Decorations .....</b>	<b>17</b>
<b>Home Instruction .....</b>	<b>17</b>
<b>Hot Lunches .....</b>	<b>17</b>
<b>Lunch Programs .....</b>	<b>17</b>
Waste-Free or Litterless Lunches .....	17
 <b>Masks .....</b>	<b>18</b>
Guidelines for Student Exemption from Non-Medical or Cloth Masks and Face Shields .....	18
<b>Materials and Resources.....</b>	<b>18</b>
<b>Mental Health and Well-Being: Support for Students and Staff .....</b>	<b>18</b>
Supporting Students .....	19
Student Wellness Following a Traumatic Event .....	20
Mental Health Transition Support Plan .....	20
Social Work and Psychology .....	20
Supporting Staff.....	20
<b>Nutrition Programs .....</b>	<b>21</b>
<b>Outdoor Space for Recess .....</b>	<b>21</b>
Elementary .....	21
<b>Parent/Guardian Drop-Off and Pickup .....</b>	<b>21</b>
<b>Physical Education, Science, Arts and Technology Classrooms .....</b>	<b>21</b>
Elementary .....	21
<b>Playgrounds.....</b>	<b>22</b>
<b>Program Nights, Welcome and Orientation Student/Parent Events.....</b>	<b>22</b>

<b>School Entry and Exit .....</b>	<b>23</b>
Secondary .....	23
<b>School Photos.....</b>	<b>23</b>
Edge Imaging Protocol .....	23
School Photos in the VLA.....	24
<b>School Signage and Markings .....</b>	<b>24</b>
Front Door/Entry Doors Signage.....	24
Physical Distancing Reminders (Inside and Outside) .....	25
“Stand Here” Signage.....	25
Directional Signs for One-Way Traffic Flow (Vinyl Stickers for Floors and Wall) .....	26
Stop Sign.....	26
“What You Need to Know” Poster .....	27
Maximum Occupant Load Poster.....	27
Hand Washing Signs .....	28
Elementary Student Washrooms.....	28
Secondary, All Board Buildings and All Staff Washrooms .....	28
How to Hand Rub Sign.....	29
Health Room Sign .....	29
Elementary Cough and Sneeze Instructions .....	30
<b>Screening .....</b>	<b>30</b>
<b>Secondary Learning Model &amp; Timetable.....</b>	<b>30</b>
Conventional Model .....	30
Sample Quadmester Timetable – Quad 1 .....	31
Quadmester Dates/Schedule.....	<b>Error! Bookmark not defined.</b>
Quadmester Start Dates/Notification.....	32
Specific Course .....	32
Online Learning.....	32
Sample Online Learning Timetable.....	33
Focus of Curriculum .....	33
Assessment and Evaluation .....	33
Learning Management System and Platforms .....	33
Volunteer Hours Requirement for Graduation.....	33
Alternative Learning Program.....	34
<b>Staggered Entry .....</b>	<b>34</b>
Elementary .....	34
Secondary .....	35
<b>Supporting Students with Special Education Profiles.....</b>	<b>35</b>
Special Education Programs .....	35
Masking .....	35
Transportation of Students with Special Education Profiles .....	35
Personal Equipment, Devices and Learning Materials .....	36
New Routines .....	36



Personal Care.....	36
Sanitization of Learning Resources and Other Classroom Items.....	36
Integration of Students from Self-contained Classes.....	36
Sensory Rooms/Calming Rooms/Specialized Areas .....	36
IPRCs, IEPs and Accommodations.....	37
Medically Fragile Students .....	37
Frequent Movement Required for Students.....	37
Responding to Challenging Behaviour .....	37
Proximal Support .....	38
Small Room Use.....	38
Resource Team Meetings/Case Conferences.....	38
Supporting Students with Significant Special Education Needs Who Opt for Fulltime at-Home Learning.	39
SEA Equipment.....	39
Care and Treatment Programs .....	39
<b>Technology.....</b>	<b>39</b>
Classroom Use.....	39
Online Learning.....	39
Device Deployment.....	40
<b>Transportation.....</b>	<b>40</b>
Student Safety Protocols When Riding the School Bus .....	40
Driver/Monitor Safety Protocols .....	41
Opting Out of Services.....	41
Students Suspected of Having COVID-19 .....	42
<b>Ventilation .....</b>	<b>43</b>
<b>Volunteer Programs .....</b>	<b>43</b>
<b>Washrooms .....</b>	<b>43</b>

## Introduction

Grand Erie Families,

As we move closer to the start of the new school year, we wanted to provide our parents and families with a guide to our re-opening.

We truly appreciate your patience as we work through these uncertain times together. We will continue to ensure our priority is focused on the health and well-being of our students, staff, and our school communities.

Our back-to-school plans continue to evolve. Our re-opening guide includes an overview of our staggered entry for both elementary and secondary students that focuses on making our schools as safe as possible. Our staggered entry will provide all of our students and staff additional time to prepare learning spaces, address any challenges, and review the safety routines that will be a part of their new school day.

It's also very important to share with you that direction from the Ministry of Education and guidance from public health may change at any time, causing us to revisit our plans once again. As a result, our back-to-school planning will continue to evolve over time in support of student and staff safety. As we move forward, we will continue to keep our communities informed and focused on working together. We note that this a working document and will be updated as we receive additional information.

We appreciate your continued understanding during these unprecedented times.

Last, but certainly not least, we're thrilled to welcome our students and staff back, and we can't wait to start the new school year together!

With gratitude,

JoAnna Roberto  
Director of Education

## Guiding Principles

- › Prioritize health and safety of students and staff
- › Maximize student learning time
- › Support student and staff well-being
- › Ensure equity of access to learning, supports and technology

All plans and actions are based on advice, guidance and directives of provincial and local public health officials.

## Definitions as Per Policy, Program Memorandum 164

### Remote Learning

- › Learning that occurs when classes are taught at a distance and when students and educators are not in a conventional classroom setting. Remote learning takes place in times of extended interruption to in-person learning – for example, as a result of a pandemic or natural disaster. Classes can be synchronous or asynchronous and can be taught online through Grand Erie's Learning Management System (LMS) Brightspace, or by using videoconferencing tools. In some cases, they may be delivered through emails, print materials, broadcast media, or telephone calls.

### Synchronous Learning

- › Learning that happens in real time. Synchronous learning involves using text, video, or voice communication in a way that enables educators and other members of the school- or board-based team to instruct and connect with students in real time. Synchronous learning supports the well-being and academic achievement of all students, including students with special education needs, by providing educators and students with an interactive and engaging way to learn. It helps teachers provide immediate feedback to students and enables students to interact with one another.

### Asynchronous Learning

- › Learning that is not delivered in real time. Asynchronous learning may involve students watching pre-recorded video lessons, completing assigned tasks, or contributing to online discussion boards.

## Access to Grand Erie Schools/Sites

Until further notice, visitor access to all Grand Erie schools/sites will be restricted to essential visitors.

### Essential Visitor Protocol

- › An essential visitor is anyone who is delivering an essential function (e.g., school board staff, police/fire, health, maintenance or anyone deemed necessary by the principal for student access to safe and equitable curriculum and services).
- › A pre-scheduled appointment made through the principal is required. With the exception of exigent circumstances, access is at the discretion of the principal.
- › A COVID-19 self-assessment is necessary prior to entering the school/site. Anyone displaying signs or symptoms must not enter the school/site.
- › A medical grade mask is required before entering the building. If a visitor is without a mask, one will be provided at the school/site.
- › Sign in at the office and provide all required information.
- › Use the hand sanitizer at the entrance before proceeding.

### While at a School

- › Avoid bringing unnecessary items into the building.
- › Wear a mask and maintain a 2-metre distance from others.
- › Minimize movement throughout the building to reduce exposure; avoid unnecessary touching of surfaces.

### Leaving the Site

- › Return to the main office and sign out.
- › Identify any locations that you have accessed while on site.
- › Use hand sanitizer prior to exiting the building.

## Additional Learning and Instruction Consideration

### Field Trips & Assemblies

- › Field trips and in-person assemblies are on hold until further notice. Assemblies can be conducted on Microsoft Teams where classes can participate online.

### School Clubs & Extra-curricular Activities

- › School clubs and extra-curricular activities are on hold until further notice.

### Organized Sports

- › All organized sports activities are on hold until further notice.
- › All organized sports activities are on hold until further notice.

## Adjustments to Movement throughout the School

- › Schools will have directional signage and markers (i.e., one-way traffic) to regulate traffic flow and minimize student/staff encounters in the building.
- › Physical distancing signage has been printed and will be distributed to all schools.
- › Staircases will need to be evaluated to determine if two-way traffic can be achieved while still maintaining a 2-metre distance. Schools might have to develop traffic plans to support

one-way traffic in the stairwell. Schools may designate staircases as “up only” or “down only” to facilitate traffic flow.

- › Traffic flow through corridors will be assessed to determine if 2-metre distances can be achieved. In most cases, hallways are wide enough to allow for two-way traffic. A visual reminder might need to be placed to assist students with this.
- › Where hallways are too narrow to physical distance, reminders should be posted to watch for oncoming foot traffic. Be courteous and wait for others to pass before proceeding.

## Attendance

- › Daily attendance records of all persons within all Grand Erie buildings will be kept up to date to facilitate contact tracing in the event of a confirmed COVID-19 case.
- › Daily attendance will be taken for all students for both in-class and online delivery models.

## Secondary

- › In-person schooling is voluntary; notification from a parent/guardian is necessary for online learning.
- › Students participating in online learning will be marked present when interaction with teacher occurs.

## Bell Times

Unless notified otherwise, bell times (to start and end the school day) will remain unchanged.

## Child Care: Before- and After-School Programs

- › Before- and After-School programming will be offered where programs are viable.
- › Childcare Providers may be delayed starting their programs. Please direct questions to the Childcare Provider.
- › Ministry of Education announced revised Operational Guidelines for licensed Child Care operators to support the safe reopening of programs across of the province.

We continue to work with our Ministry, Childcare Providers, and Community Partners to establish protocols and processes for the reopening of these programs.

## Christmas Food/Clothing Drives


Many schools hold food and clothing drives at Christmas time in support of needier members of their communities. Schools may continue to support worthy causes as long as there are no resulting contact points in the school. There will be no collections of food, clothing or other materials, but the school may advertise similar collections conducted by community agencies. Schools may collect online donations only.

## Community Use of Schools

Permits for community use of schools will be on hold until further notice.

## Classroom Set-up

Schools will remove unnecessary furniture and will set up forward-facing desks with as much distancing as possible. *(These are some variations of what classrooms look like)*







## Cleaning

### Enhanced Cleaning Procedures

- › All Board buildings will be cleaned daily following the regular custodial cleaning schedules.

- › During the school day, the following items will be disinfected twice daily:
  - Office Desks
  - Tables in Common Area
  - Office Reception Areas
  - Washrooms
  - Cafeteria Tables
  - Door Handles
  - Elevators
  - Bottle Filling Stations
  - Light Switches
  - Handrails
  - Photocopiers
  - Handicap Access Points
  - Touchscreens
  - Push Buttons

## **Cleaning Supplies**

### **Hand Sanitizers**

- › Hand hygiene supplies will be available in all classrooms and offices, and restocking will occur as required on a regular basis.
- › Hand sanitizer will be placed at the entrance to each school and all persons entering the school will be required to sanitize their hands upon arrival.

### **Bathroom Soap**

- › Soap and paper towels will be provided in every classroom with a hand washing sink.
- › Classrooms and portables without a handwashing sink will be provided with alcohol-based hand sanitizer. If hand sanitizer is used on children, they must be supervised.

### **Disinfectant Spray**

- › Bottles and paper towels will be made available to staff.

Items that cannot be cleaned or disinfected effectively have been removed, including area rugs, upholstered furniture, and soft toys.

## **Cohorting**

Cohorting refers to the practice of keeping students together in a group throughout their school day, with limited exposure to multiple teachers or a wide variety of classmates. This approach limits the number of other students that a single student is in contact with and will also facilitate contact tracing should that be necessary.

## **Elementary: Kindergarten – Grade 8**

- › Students will be cohorted with their classmates, their homeroom teacher, DECE in Kindergarten and their prep teacher.
- › Students in Grade 1-8 will be cohorted with their classmates, their homeroom teacher, and their prep teacher(s).
- › Cohort movement will be limited and subject-specific teachers for classes such as Core French, the arts and physical education will deliver programs to cohorts in their homerooms.

[Top of the Document](#)



## Secondary

- › Students will be cohorted based upon the 2 courses they are taking in alternating weeks during the quadmester.

## Special Education

- › Self-contained and Section 23 classes will each be their own cohort.

## Cubbies, Lockers and Coat Hooks (Elementary)

Elementary schools may use their cubbies, lockers and coat hooks, with strict guidelines. Given the COVID-19 situation, administrators will be considering the following:

- › Every attempt must be made to maintain physical distancing.
  - Students could access cubbies, lockers and coat hooks in shifts.
  - If possible, utilize every other cubby, locker or coat hook.
  - Cubbies, lockers and coat hooks must be designated for, and used consistently by, specific students.
- › Students must avoid touching other students' belongings.
- › Students must sanitize hands when accessing cubbies, lockers or coat hooks.
- › Students should minimize the number of belongings they bring to school and, if brought, items will be labelled and kept in the student's designated area.

Note: secondary students will not be accessing lockers.

## Eating and Drinking at School

### Elementary

- › Students are encouraged to remain at school for lunch
- › Students/staff should bring their own lunches
- › Classes will eat lunch in their own classrooms
- › Where schools have nutrition programs, individually wrapped food will be provided, following safety protocols
- › Sharing of food/beverages is not permitted
- › Students will bring their own drinking container to use at school. Water fountains will be closed, but bottle-filling stations will be available

### Secondary

- › Cafeteria lunch service will not be provided until further notice
- › Students/Staff will be encouraged to bring a lunch from home and remain at school during breaks
- › Sharing of food/beverages is not permitted
- › The school nutrition program will provide individually wrapped food following the required safety protocols
- › Students will bring their own drinking container to use at school. Water fountains will be closed, but bottle-filling stations will be available

## Elementary Learning Model and Timetable

*Children from the same household **may** choose different learning models.* Parents/Guardians are encouraged to make decisions based on the individual needs of each child.

### Conventional Learning

- › Students will return to a full-day conventional model
- › Each school's Balanced Day schedule will continue
- › 5 days a week/300 minutes of instruction per day
- › The full range of elementary curriculum will be provided, including the new Grade 1-8 Mathematics curriculum
- › Synchronous learning will be a routine part of instruction.
- › Adaptations might be needed for some subjects/courses to ensure the safety of students, in line with current public health recommendations
- › Educators will assess learning to determine gaps and use that information to plan lessons
- › Teachers will include their observations of student learning, conversation with students and work produced by students in their assessment and evaluation of student learning

### Online Learning

Parents/Guardians may opt out of conventional learning in favour of online learning (learning from home).

- › Online learning will be offered 5 days a week, with 300 minutes of instruction that includes both synchronous and asynchronous learning.
- › Students will be enrolled in a virtual Grand Erie School.
- › Teachers will deliver grade-specific online learning that will include a focus on curriculum, assessment and evaluation with specific synchronous and asynchronous time.
- › Large-group, small-group and individual supports will be provided.
- › Daily attendance will be taken.
- › Homeroom teachers will be assigned, along with rotary staff.

### Elementary Opt In/Opt Out Timelines

Students may transition from virtual learning back to conventional learning, or vice versa, on the following dates:

- January 4, 2021      Messaging and declaration link is shared with families via home school/virtual school
- January 13, 2021      Last date for declaration completion. Link closes at 4 pm.
- February 15, 2021      Family Day
- February 16, 2021      First day for students who have requested a change in learning model.

Note: All requests to transition to a different learning model on dates other than those above will be treated individually.

### Waitlist

Access the following link to request to be added to the waitlist for virtual learning: [Request for Virtual Learning](#)

- › Your child's name will be added to a waitlist but because of space constraints it may not be possible to move your child.
- › You will receive a call from the principal in the event of an opening in the Virtual Learning Academy.

Requests to move from the Virtual Learning Academy back to conventional school.

- › In order to order to satisfy such a request, there must be space available in the class.
- › If your child does not reside in a school's attendance area, the request will be treated as an Out of Attendance Area request.

### Sample Online Learning Timetable

Block 1	9:00 a.m.– 10:40 a.m.	100 minutes
Break	10:40 a.m. 11:20 a.m.	40 minutes
Block 2	11:20 a.m.– 1:00 p.m.	100 minutes
Break	1:00 p.m. – 1:40 p.m.	40 minutes
Block 3	1:40 p.m. – 3:20 p.m.	100 minutes

- › Prep Time/subject-specific programming will occur as per the timetable. Learning Resource Teachers (LRT) will support students and teachers in a flexible model as needs are identified through School and Resource Team meetings. All support will follow health and safety protocols.

### Expectations by Grade

- Kindergarten
  - A minimum of 180 minutes of synchronous learning time per day
  - Whole-group instruction; guided instruction & independent play/work
  - Small-group/individual synchronous check & connect
- Grade 1-3
  - A minimum of 225 minutes of synchronous learning time per day
  - Whole-group instruction; guided instruction & independent work
  - Small-group/individual synchronous check & connect, and assess to inform curriculum planning
- Grade 4-8
  - A minimum of 225 minutes of synchronous learning time per day
  - Whole-group instruction; guided instruction & independent work
  - Small-group/individual synchronous check, connect, and assess to inform curriculum planning

### Focus of Curriculum

- › The Designated Early Childhood Education (DECE) and teacher will plan together and deliver the Kindergarten program according to the four frames in *The Kindergarten Program 2016: Belonging and Contributing, Self-Regulation and Well-Being, demonstrating Literacy and Mathematics Behaviours, and Problem Solving and Innovating*
- › In Grades 1-8 overall expectations in the Ontario Elementary subject-specific curriculum documents, including French, will be delivered.
- › Synchronous learning sessions will be recorded and posted on Brightspace (D2L) for access during asynchronous learning periods.

### Assessment and Evaluation

- › Educators will assess learning to determine gaps and use that information to plan lessons
- › Teachers will include their observations student learning, conversations with students and work produced by students in their assessment and evaluation of student learning

## **Learning Management Systems and Platforms**

- › Synchronous learning facilitation of program content will be delivered through the Brightspace platform (Learning Management System) and Microsoft Teams.
- › Software programs, such as Lexia, Knowledgehook/Zorbits, myBlueprint, and Britannica, will be considered as part of the program planning and supports.

## **Elevators**

- › Elevator usage should be limited to necessary use only. Students, who need assistance, may be accompanied, but elevator capacities will be reduced to two (2) occupants. Masks must be worn at all times in elevators.

## **EQAO and the Ontario Secondary School Literacy Test (OSSLT), Grade 9 Assessment of Mathematics**

- › Students in Grades 3 and 6 will not participate in EQAO assessments in the 2020-21 school year.
- › OSSLT will not run in the fall; all students who require this graduation requirement for January 2021 will either be scheduled into the OLC4O (Literacy course) or participate in an adjudication process.
- › Students in Grade 9 Applied or Academic Math courses will participate in the Assessment of Mathematics in the appropriate quadmester as directed.

## **Emergency and Security Drills (Shelter in Place, Hold and Secure, Lockdown)**

Practice emergency and security drills (lockdown, hold & secure, shelter in place) will be on pause until further notice. Options for virtual training are being explored.

## **Fire Drills**

Fire drills will continue – three in Fall 2020 and three in Spring 2021.

## **Fundraising**

- › Any fundraising within the school must be online – no materials brought into the school for distribution or sale.
- › There will be no deliveries of goods to the school.
- › Any deliveries involved in the fundraising must be made directly to the students' homes.
- › No cash will be accepted by the school.
- › No in-person fundraising events will be conducted by school staff at alternate sites.

## **Handwashing and Sanitizing**

- › Hand hygiene supplies will be available in all classrooms and offices, and restocking will occur as required on a regular basis.

- › Hand sanitizer will be placed at the entrance to each school and all persons entering the school will be required to sanitize their hands upon arrival.
- › Soap and paper towels will be provided in every classroom with a handwashing sink.
- › Classrooms and portables without a handwashing sink will be provided with alcohol-based hand sanitizer. If hand sanitizer is used on children, they must be supervised.
- › Blow drying hands will continue to be permitted.

## **Health Rooms**

- › Each school will identify a space which can be used to situate a student who is displaying COVID-19 symptoms and awaiting pick-up.
- › An isolation kit containing staff/student PPE and supplies for illnesses will be provided to each school.

## **Holiday Concerts/Pageants**

- › All events will be held virtually

## **Holiday Decorations**

- › Any decorations must comply with the guidelines for wall, door and ceiling displays
- › Students must not touch decorations
- › Teachers will disinfect any decorations that are touched
- › Students must not bring decorations from home (potentially not enough space available to isolate items)

## **Home Instruction**

Home Instruction is not currently being offered. Please consult with the Principal to determine the most appropriate supports for your child.

## **Hot Lunches**

- › Schools may contract for lunch purchases with any company capable of providing pre-packaged, single-person meals.
- › All purchases must be online – no cash should be brought to school. (If cash is brought to school, the principal must store the money in a secure location for two weeks before processing.)
- › Deliveries will be left at the school entrance, with distribution left to the discretion of the principal. All applicable COVID precautions must be followed.

## **Lunch Programs**

### **Waste-Free or Litter Less Lunches**

- › Schools should encourage parents/guardians to pack a waste-free or litter less lunch with reusable objects (water bottles, snack containers, etc.). This type of program can be

promoted within your school as a healthy nutrition and environmental initiative. Consider applying for a Metro Green Apple Grant to purchase reusable containers to give away to students here: [www.greenapple.metro.ca](http://www.greenapple.metro.ca)

- › When litter less lunches are not possible, schools should encourage the implementation of a Boomerang Lunch Program. A Boomerang Lunch Program is where students are asked to bring all garbage and recycling from their lunches home with them. This includes all packaging and food waste. This program will help reduce the amount of waste at schools.

## **Mask Wearing**

Parents/guardians will be expected to provide their child with a personal face covering to wear at school to reduce the spread of their own respiratory droplets, to protect others. If a student is without a mask, one will be provided by the school.

- › In Grades JK to 12, students will wear non-medical or cloth masks while in school.
- › Students participating in Before and After programs are also required to wear a non-medical or cloth mask while in school.
- › Masks are mandatory for all students when outdoors unless physical distancing is maintained
- › Teachers will endeavour to provide opportunities for outside breaks where physical distancing can be maintained and masks may be removed.
- › If a student does not have a face covering, they will be provided a non-medical mask by the school. A supply of face coverings is being provided to the Board through the Ministry.
- › Students who are unable to wear a face covering, should speak with their teacher or school Principal about the exemption process.

### **Guidelines for Student Exemption from Non-Medical or Cloth Masks and Face Shields**

- › The Board recognizes that there are students with medical restrictions (severe breathing difficulties, unable to remove mask on their own, etc.) that may require the student to attend school without the use of a mask and/or face shield.
- › The Board will demonstrate due diligence and only allow ESSENTIAL exemptions where there are no alternatives.
- › Family submits a written request to the principal with medical documentation.
- › Principal responds back to family acknowledging the approved or not approved exemption or not approved but with accommodations that will be put in place
- › [SO115 Guidelines for Student Exempt from Masks Face Shields.pdf](#)

## **Materials and Resources**

- › Students will have access to their own materials, such as crayons/pencils/math manipulatives/computers/etc.

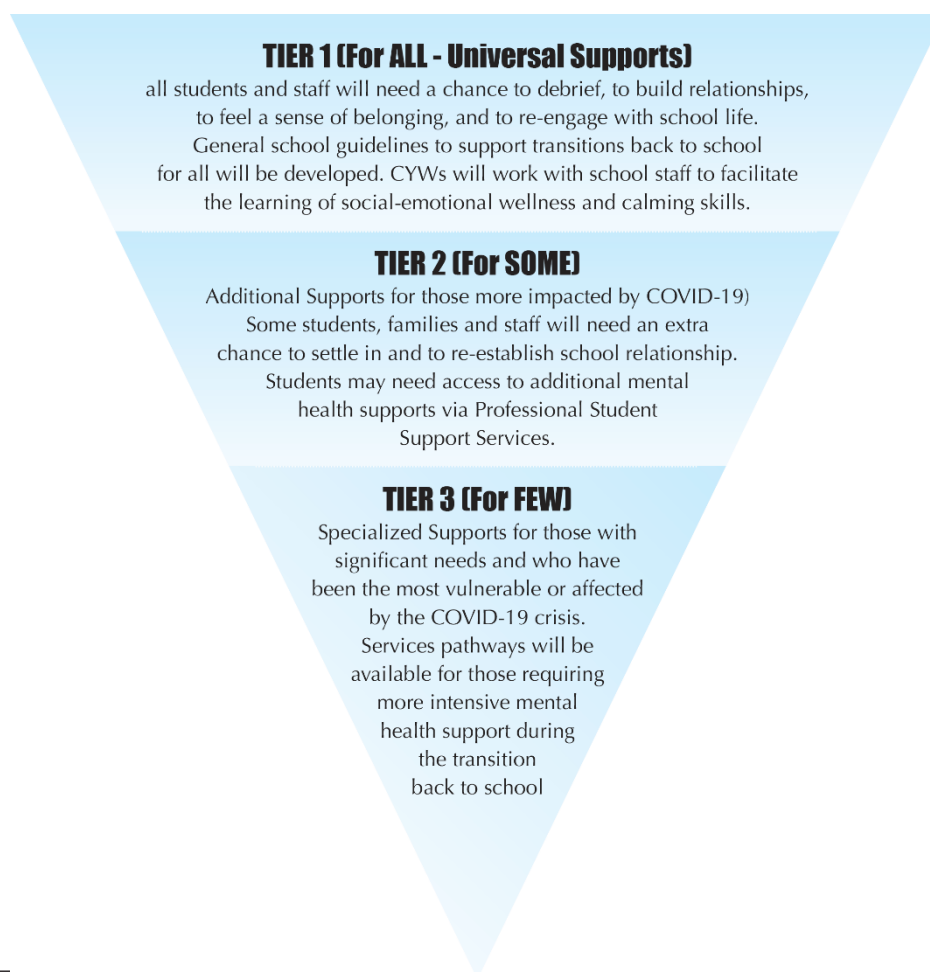
## **Mental Health and Well-Being: Support for Students and Staff**

Our primary focus is on the mental health, well-being and human rights of all members of the Grand Erie school community. We recognize that students and staff will be approaching the transition back to school from a diverse range of perspectives, needs and experiences. In order to support a mentally healthy return to school, educators will have opportunities to focus on mental health literacy, where they will learn about mental health, and to teach in ways that encourage belonging and support student mental health.

Priorities include:

- › Rebuilding a safe and inclusive classroom and school community using a trauma-sensitive lens;
- › Providing professional learning in the area of trauma-sensitive perspectives for both student and colleague interactions, both in-person and virtually;
- › Professional learning will take place on one of the three PD Days prior to the start of student attendance in September, with additional professional learning opportunities available throughout the year.

A helpful framework to consider when planning for a mentally healthy return to school is to “Think in Tiers”. Using a tiered approach to achieve a mentally healthy return to school ensures planning occurs for students, families and staff across a continuum of needs.



## Supporting Students

- › All students will continue to have access to supports and services to address mental health concerns through the existing referral process and crisis response.
- › Staff are required to wear PPE when supporting students.
- › Support staff will provide new guidelines for students currently in their care.
- › Focus of educators for the first number of days will be on helping students feel safe, building relationships and a sense of belonging, and diagnostics; using an inclusive, Tier 1 approach.
- › To promote a sense of safety, wellness and belonging in the classroom, elementary educators will receive training in School Mental Health Ontario Educator Resources and will be



encouraged to utilize these resources regularly in classrooms and when communicating with families.

## **Student Wellness Following a Traumatic Event**

Trauma and grief due to loss of family members, isolation, suicidal ideations, food insecurity, loss of income, loss of housing, etc. may be experienced by students and their families.

- › Virtual family and student support meetings will continue.
- › Support staff will continue with regular virtual check-ins with students who do not return to school in September.
- › The Board will make use of the School Mental Health Ontario “toolkit” to support the mental health of all students and educators.
- › The Board will continue with a tiered approach for mental health supports; ensuring the promotion of mental health and well-being for all, targeted intervention for those in risk and support for those requiring more intensive, clinical interventions particularly to those who have been most affected by the COVID-19 outbreak.
- › The Board will continue to collaborate with community crisis teams and other community agencies in order to respond quickly to students and families who are at acutely elevated risk

## **Mental Health Transition Support Plan**

### **Social Work and Psychology**

- › Social Work and Psychological Services will offer mental health support to students in September.
- › School Social Worker are currently delivering services virtually over the summer to support student mental health needs. Virtual and phone-based service options will continue to ensure they are accessible for students and families.
- › Students and families are encouraged to connect with the Principal if there are concerns for a student’s mental health. Schools can help students to access support from Board mental health professionals as well as community-based services.
- › Board mental health professionals will be available to help support school staff promote a mentally healthy transition back to school for students.

## **Supporting Staff**

Staff may also experience feelings of anxiety and stress during the pandemic. Some staff may also need additional support for the return to school in the new learning environment for a variety of reasons.

It is recognized that the mental health and well-being of staff has a direct impact on the well-being of students. Working in conjunction with union and system leaders, the following will be provided to support staff:

- › Professional learning for system leaders, educators, and mental health professionals to support the approach to school re-entry, as well as throughout the school year, with a focus on safety, mental health and well-being.
- › Provide educators with resources from the School Mental Health Ontario “toolkit” to support the mental health of all students and to assist them in having conversations with parents when concerns arise.
- › Ensure educators are aware of pathways to care for students and their families

[Top of the Document](#)



## **Nutrition Programs**

- › School staff may redeem BFFT or CNN gift cards and purchase food on behalf of the nutrition programs with the following conditions:
  - All purchases are stored in a secure location within the school for one week prior to distribution to students.
  - All purchases are pre-packaged, non-perishable items.
  - All applicable COVID precautions are followed during the purchase, transporting, storage and distribution of the items.

## **Outdoor Space for Recess**

### **Elementary**

- › Outdoor break times should be staggered as much as possible with designated play areas by cohort.

## **Parent/Guardian Drop-Off and Pickup**

- › It is strongly recommended that any non-bussed students walk to and from school and not be driven to school, where possible, to help minimize congestion at the entrance point(s) of schools.
- › If there is a need to drive students, vehicles should be parked off site in a safe location and the student should be walked to the school.

## **Physical Education, Science, Arts and Technology Classrooms**

The appropriate health and safety measures will be put into place for the following subjects:

- › Cooperative Education
- › Health and Physical Education
- › Mathematics
- › Science/STEM
- › Tech Education
- › The Arts (Music, Drama, Dance, Visual Arts)

### **Elementary**

- › Drama/Dance – Due to physical distancing requirements, educators may choose to focus on creation/interpretation to address the overall curriculum expectations.
- › Music (Instrumental/Vocal) – Most overall expectations for the Music strand can be met without the use of instruments and through singing/vocal.
- › Health & Physical Education – Efforts should be made to address the overall expectations of the Active Living and Movement Competence strands outside, whenever possible.
- › Gymnasiums should only be used where physical distancing measures can be followed. Occupancy in change rooms should be limited.
- › Teachers should plan physical activities that support physical distancing and limit the use of shared equipment.

## Playgrounds

Playground equipment will not be used until further notice. Signage will be posted indicating that the playgrounds are closed.

## PPE Requirements For Staff - Schools

Physical Distancing	Location: School*	T
<b>2 Metres Physical Distancing Is Maintained</b>	<ul style="list-style-type: none"> <li>• Alone in office</li> <li>• Alone in private space (classroom, workroom)</li> <li>• Outside (yards, outdoor activities)</li> <li>• Staffroom (eating / drinking)</li> </ul>	<ul style="list-style-type: none"> <li>• No PPE is required</li> </ul>
<b>2 Metres Physical Distancing Is Maintained</b>	<ul style="list-style-type: none"> <li>• Entering or exiting a school</li> <li>• Walking through common areas (hallways, main offices, other occupied workspaces)</li> <li>• Classroom with students (2m apart)</li> <li>• Classroom with other staff (2m apart)</li> <li>• Main office – behind plexiglass</li> </ul>	<ul style="list-style-type: none"> <li>• ASTM Level 1 Mask</li> </ul>
<b>2 Metres is NOT Maintained</b>	<ul style="list-style-type: none"> <li>• Outside (yards, outdoor activities)</li> </ul>	<ul style="list-style-type: none"> <li>• ASTM Level 1 Mask</li> </ul>
<b>2 Metres Physical Distance is NOT Maintained</b>	<ul style="list-style-type: none"> <li>• Classroom with students (within 2m)</li> <li>• Classroom with staff (within 2m)</li> <li>• Supervision/escorting of students (within 2m)</li> <li>• Meetings (within 2m)</li> <li>• Providing care to ill staff or student</li> <li>• Feeding</li> <li>• Providing First Aid (Plus Gown)</li> <li>• 1:1 close contact with student</li> </ul>	<ul style="list-style-type: none"> <li>• ASTM Level 1 Mask and Eye Protection Eye Protection includes: <ul style="list-style-type: none"> <li>• Face shield</li> <li>• Goggles</li> <li>• Protective safety glasses</li> </ul> </li> <li>• Prescription eyewear is not protective</li> </ul>

Notes:

- Additional PPE may be required in addition to the above for staff due to other occupational health and safety requirements in place IE hearing protection, chemical gloves or goggles in science, welding shields, protective equipment in Self Contained classes etc.
- For those who have an approved exemption, a face shield must be worn where a mask is required.

\*Includes Off-Site School Locations

## Program Nights, Welcome and Orientation Student/Parent Events

In-person versions of these events are on hold until further notice.

## School Entry and Exit

- › Each principal will develop an entry/exit protocol for their school. For schools with buses, pick-up and drop-off locations will be designated to reduce congregation of students

### Secondary

- › Principals will share COVID-19 safety practices with students and encourage compliance.
- › Principals will designate 4 grade entry/exit doors. There will be signage to identify these designated entry/exit doors.

## School Photos

### Edge Imaging Protocol

- › Prior to entering the school, photographers must complete the Ontario Ministry of Health/Ministry of Education “Covid-19 Screening tool for employees and essential visitors in schools and child care settings” questionnaire and must answer “no” to all questions.
- › Edge will use one photographer whenever possible, with the goal of being in the school for only one photo session. If more than one photographer is required, there will still only be one cohort of students being photographed at any time.
- › Masks are worn upon entry to the school and at all times within the school. (Edge provides its photographers with PPE.)
- › Photographers sign in upon entry to the school.
- › Photographers sanitize their hands upon entry to the school and regularly throughout the day.
- › Photographers will move immediately and directly to their designated work space.
- › Photographers maintain physical distancing at all times within the school.
- › Edge provides way-finding signage to ensure that physical distancing is maintained by students while moving to the photo set-up.
- › The process is completely contactless for staff and students.
  - A standing pose is used – no posing chair that would need to be disinfected
  - Parents place orders online – no money collection at the school
  - In secondary schools, plastic student cards will be replaced with secure digital student ID cards
  - No class photos – quicker process as a result – 15 to 20 minutes
  - Students physically distance at all times at the photo session
  - Students wear a mask at all times during their photo sessions, except when the photo is being taken – 10 to 15 seconds – student holds the mask in their hands during the photo
  - \*\*Grad photos are an exception to the no-chair rule; the posing chair is sanitized after each grad with an approve product
- › Before leaving the school, the photographer will provide the administrator with a list of students photographed during the session (for potential contact tracing).

- › All photography sessions will comply with any restrictions related to the provincial COVID colour coding system.

## School Photos in the VLA

- VLA students will have their photos done at their (physical) home school
  - Edge Imaging will allot time for VLA students separate from the schedule for conventional students

## School Signage and Markings

- › There will be School Signage and Markings to identify designated entry/exit doors.
- › Signage for COVID-19 Reminders, physical distancing, hand hygiene, symptom awareness, mask requirements, etc. – will be utilized at all entry points to buildings

### Front Door/Entry Doors Signage

- › Utilized: At all entry points to building

**NOTE:** The Face mask sign is just for Secondary and Administration Buildings



## Physical Distancing Reminders (Inside and Outside)

- › Rolls of Gaffer tape are being purchased and will be cut to length as needed.
- › Red tape can be used in classroom areas for traffic control only. All staff must wear their face mask while in an occupied classroom and the only time eye protection comes off is when 2m distancing is in place.
- › Will be used outside at entry points for queuing lines for students (line of red tape placed on sidewalk every 1.8 m).



### “Stand Here” Signage

Anywhere with queues or lines (Floors of offices, staff rooms, mail area, water filling stations, outside of bathrooms, cafeterias, etc.

- › “Stand Here” signage (vinyl stickers will be used in high traffic areas, hallways and stairwells placed 6 feet apart to remind people about the need to physical distance. Size 9” circle.




[Top of the Document](#)

## Directional Signs for One-Way Traffic Flow (Vinyl Stickers for Floors and Wall)

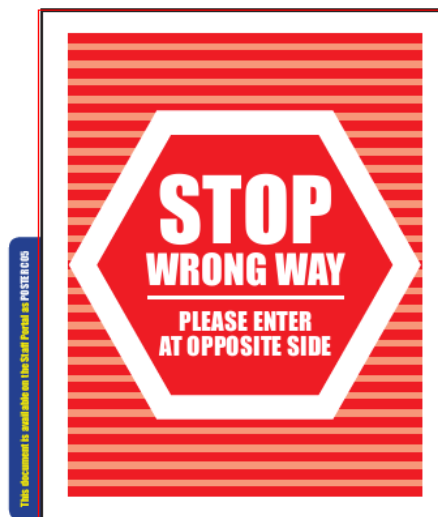
Hallways on floor and walls as needed to mark out traffic flow

- › Size 4 inches tall x 18 inches wide



## Stop Sign

- › Traffic flow areas as a visual for changes to one-way travel



## “What You Need to Know” Poster

- › All staff room areas and on Health & Safety Boards



## Maximum Occupant Load Poster

- › Meeting rooms, bathrooms, staff lunchrooms, staff mail rooms, copy rooms, supply closets etc. to mark a limited occupancy load
- › Occupant load could be written using a permanent marker on the laminate





## Hand Washing Signs

### Elementary Student Washrooms

- › Signs will be posted at all elementary hand washing locations.

### How to wash your hands



### Secondary, All Board Buildings and All Staff Washrooms





## How to Hand Rub Sign

- › On the wall above all hand sanitizer units

# How to Handrub?

RUB HANDS FOR HAND HYGIENE! WASH HANDS WHEN VISIBLY SOILED

⌚ Duration of the entire procedure: 20-30 seconds



## Health Room Sign

- › To identify the Health room in each school or building



## Elementary Cough and Sneeze Instructions

- › All elementary and secondary school classrooms



## Screening

- › All students and approved visitors must complete the online Covid assessment for schools daily: <https://covid-19.ontario.ca/school-screening/>
- › Secondary students are required to complete a confirmation of self screening daily upon arrival at school
- › Anyone feeling unwell or identifying a concern based on the Covid assessment must not attend school or their worksite
- › Symptomatic staff or students (or parents/guardians) will be directed to contact their respective local health unit or healthcare provider and inform them of their symptoms and seek guidance on self-assessment, self-monitoring, and self-isolation

For more information see Outbreak Protocol [SummaryofOutbreakProtocol.pdf](#)

## Secondary Learning Model & Timetable

Students from the same household may choose different learning models. Students are encouraged to make decisions based on their individual needs.

### Conventional Model

- › Quadmester model – Students will take 2 courses each quadmester (5 days/week, 1 course/day, alternating weeks for courses)
- › Blended Learning Model must occur through Brightspace with a focus on Overall Expectations

## Sample Quadmester Timetable – Quad 1

Period 1 A	9:00 a.m. – 10:15 a.m.
Period 1 B	10:20 a.m. – 11:35 a.m.
Lunch	11:35 a.m. – 12:25 p.m.
Period 1C	12:25 p.m. – 1:40 p.m.
Period 1D	1:45 p.m. – 3:00 p.m.

- › Students with spares will only attend school for their scheduled course.
- › Lunch times should be staggered (i.e., Grade 9/10 11:35-12:00 and Grade 11/12 12:00-12:25) to allow students to wash hands before eating, without creating congestion issues - the cafeteria and designated field locations should be considered.
- › Grade 9 and/or 10 students may eat in their classrooms, Grade 11 and 12 may eat in the cafeteria, with appropriate social distancing and supervision. Each school will create their own schedule for this. If weather permits, consideration could be given to allowing part of the lunch break outside.

Course	Monday	Tuesday	Wednesday	Thursday	Friday
<b>September Week A</b>	<b>7</b>	<b>8</b> <b>Quad 1 Begins</b>	<b>9</b>	<b>10</b>	<b>11</b>
Block A Class	Labour Day	No Classes	No Classes	P1	P1
Block B Class				P1	P1
Block C Class				P1	P1
Block D Class				P1	P1
<b>Week B</b>	<b>14</b>	<b>15</b>	<b>16</b>	<b>17</b>	<b>18</b>
Block A Class	P1	P2	P2	P2	P2
Block B Class	P1	P2	P2	P2	P2
Block C Class	P1	P2	P2	P2	P2
Block D Class	P1	P2	P2	P2	P2

## Quadmester Dates/Schedule

- › **Quad 1 – September 1- November 12**
  - Instructional Days (45): September 8- November 11, 2020
  - Examination Days (2): November 6 & 12, 2020
  - PA Days (3): September 1-3, 2020
- › **Quad 2 – November 13- February 1**
  - Instructional Days (42): November 13, 2020 - January 27, 2021
  - Examination Days (3): January 26, 28 & 29, 2021
  - PA Days (2): November 13, 2020 and February 1, 2021

NOTE: Quad 3 and 4 will be dependent upon the status of COVID-19 at that time. If possible, it would be preferable to return to the semester model for February-June 2020

- › **Quad 3 – February 2- April 19**
  - Instructional Days (45): February 3- April 19, 2021
  - Examination Days (2): April 13 & 20, 2021
  - PA Days (1): February 2, 2021
- › **Quad 4 – April 21 – June 29**
  - Instructional Days (45): April 21 – June 24, 2021
  - Examination Days (3): June 18, 25, & 28, 2021
  - PA Days (1): June 29, 2021

[Top of the Document](#)

Note: Secondary Report Card Timelines for 2020-21 have been revised.

### Quadmester Start Dates/Notification

Students choosing online learning will only be permitted to transition to the conventional course delivery model and vice versa at the beginning of a new quadmester.

Quadmester Start Dates	Notification to Switch Delivery Model
February 2, 2021	January 6, 2021 at 4 pm

Note: Each request to transition back to conventional learning on a date other than those above will be considered on a case-by-case basis.

### Specific Course

Course	Course Parameters	Operation Considerations
The Arts (Music, Drama, Dance, Visual Arts)	<ul style="list-style-type: none"> <li>no sharing of instruments</li> </ul>	<ul style="list-style-type: none"> <li>no sharing of music stands as well if possible</li> <li>see OMEA's Reopening document</li> </ul>
Cooperative Education	<ul style="list-style-type: none"> <li>in class sessions wherever possible</li> <li>-placements should be offered virtually, where feasible with employers such as interviews, training and pre-work prep and working remotely.</li> <li>In-person community placements can be arranged in alignment with direction and recommendations of the local health unit ONLY</li> </ul>	<ul style="list-style-type: none"> <li>See appropriate OCEA guideline document</li> </ul>
Physical Education	<ul style="list-style-type: none"> <li>focus on individual sports or health units and operating classes outdoors</li> </ul>	<ul style="list-style-type: none"> <li>equipment used needs to be cleaned between use</li> <li>see Ophea and phe.canada.ca website</li> </ul>
Science/Tech	<ul style="list-style-type: none"> <li>labs or project work requires consideration for individual in person projects/labs versus virtual group projects</li> <li>consider demo labs and skills</li> </ul>	<ul style="list-style-type: none"> <li>requires cleaning of equipment/ machinery between classes</li> <li>see STAO guidelines and OCTE guidelines</li> </ul>
Hospitality	<ul style="list-style-type: none"> <li>no food prep for sale</li> </ul>	
Special Education Self-Contained Classes	<ul style="list-style-type: none"> <li>This includes Autism Spectrum Disorder (ASD), Developmentally Delayed (Life Skills), Multiple Handicap and Vocational Skills</li> </ul>	<ul style="list-style-type: none"> <li>Enhanced Health and Safety guidelines with additional PPE as required</li> </ul>

### Online Learning

<https://granderie.ca/board/secondary/grand-erie-virtual-academy>

- › Parents/Guardians may opt out of conventional learning and students will learn online from home.
- › ☐ Online learning will be offered 5 days/week.
- › ☐ Students will be enrolled in a Virtual Grand Erie School.
- › ☐ Attendance will be done daily based upon online student contact.
- › ☐ Students will be provided devices and internet connectivity, if necessary.
- › Teachers will deliver specific online learning that will include a focus on curriculum, assessment and evaluation, with specific synchronous and asynchronous time.

### Sample Online Learning Timetable

- › Quad 1: Students will take 2 courses each quadmester (5 days/week, 1 course/day, alternative weeks for courses)

Period 1 A	9:00 a.m. – 10:15 a.m.
Break	10:15 a.m. – 10:20 a.m.
Period 1 B	10:20 a.m. – 11:35 a.m.
Lunch	11:35 a.m. – 12:25 p.m.
Period 1C	12:25 p.m. – 1:40 p.m.
Break	1:40 p.m. – 1:45 p.m.
Period 1D	1:45 p.m. – 3:00 p.m.

NOTE: Online learners/teachers would follow the same timetable as above with a minimum of one 220-minute synchronous session per course per day

### Focus of Curriculum

- › Priority will be given to narrowing learning gaps in all classes, some form of a pre-assessment/diagnostic is required to build upon.
- › Differentiated Instruction practices will be responsive to student needs and next steps.

### Assessment and Evaluation

- › Teachers will assess students through observation, conversation and the work produced.

### Learning Management System and Platforms

- › A more focused Blended Learning Environment (blend of face-to-face and virtual components) will be the model of delivery for the 2020-21 school year.

### Volunteer Hours Requirement for Graduation

- › Students who are scheduled to graduate must complete the 40 hours of Community Service graduation requirement.

## Alternative Learning Program

Program	Program Parameters	Operation Considerations
Third Line location off-site and GELA-Simcoe	<ul style="list-style-type: none"> <li>will be permitted to operate</li> <li>All other Turning Point programs will be located in school (Cohort(s) would depend upon number of students)</li> </ul>	<ul style="list-style-type: none"> <li>Decision that other than Indigenous Alt Ed site and GELA-Simcoe site,</li> <li>Landlords cannot provide the required cleaning schedule requirements outlined by Ministry</li> </ul>
SWAC – Fanshawe and Conestoga	<ul style="list-style-type: none"> <li>Completing fall semester at college where possible and virtually</li> </ul>	<ul style="list-style-type: none"> <li>Students will need to adhere to specific college protocol for attending.</li> </ul>
Section 23 Programs	<ul style="list-style-type: none"> <li>Will be permitted to occur at the site operated by respective program partners</li> </ul>	
Adult Education and Continue Education	<ul style="list-style-type: none"> <li>can follow models above for GELA@ TTSC and JBLC Programs</li> </ul>	
Career Link and Bridges	<ul style="list-style-type: none"> <li>Individual appointments will be scheduled virtually</li> </ul>	

## Staggered Entry

- › A staggered approach to school start-up will provide the opportunity for all schools to review health and safety practices as well as new protocols with fewer students in the school. This approach allows for additional staff to be available to support our students' successful integration into the new school environment and ensure students have the opportunity to develop comfort in their new routines.

## Elementary

- › Students in self-contained special education classes are eligible to attend every day during the staggered entry period; principals will work with parents to determine how best to use these days to transition students back to school.
- › Kindergarten students are included in this staggered entry model

Mon. Sept. 7	Tues. Sept. 8	Wed. Sept. 9	Thurs. Sept. 10	Fri. Sept. 11
LABOUR DAY HOLIDAY	NO CLASSESS	NO CLASSES	Surname A-L	Surname M-Z
Mon. Sept. 14	Tues. Sept. 15	Wed. Sept. 16	Thurs. Sept. 17	Fri. Sept. 18
Surname A-L	Surname M-Z	All Grades	All Grades	All Grades

## Secondary

- › Staggered entry does not apply to any students in **special education self-contained classes**. We welcome these students to attend school **beginning on Thursday, September 10th**.
- › Students attending **school in-person** are required to be in school on the following days:

Mon. Sept. 7	Tues. Sept. 8	Wed. Sept. 9	Thurs. Sept 10 Period 1	Fri. Sept. 11 Period 1
LABOUR DAY HOLIDAY	NO CLASSES	NO CLASSES	All Grade 9 only	Grades 9 to 12 Surname M-Z
Mon. Sept. 14 Period 1	Tues. Sept 15 Period 2	Wed. Sept 16 Period 2	Thurs. Sept. 17 Period 2	Fri. Sept 18 Period 2
Grades 9 to 12 Surname A-L	All Grades	All Grades	All Grades	All Grades

## Supporting Students with Special Education Profiles

Grand Erie is committed to reviewing all aspects of COVID-19 that could impact the safety of staff and students. System and school-based processes that identify and plan for the students with identified special education needs are outlined below.

### Special Education Programs

- › The regular class is considered the most inclusive of placements. The majority of students with special education needs access programming in a regular class program.
- › Individualized programming accommodations that meet the student's needs and maximize dignity, integration and full participation will be fully supported.
- › If moving to an adapted model of delivery, students accessing programming, with a program foundation in modified curriculum and/or alternative curriculum, within self-contained classrooms of 15 students or less, will be offered everyday timetabling.

### Masking

- › Students in self-contained classrooms will wear masks wherever possible.
- › Students with special education needs in regular class programs will follow masking guidelines of their grade cohort.
- › If a student is unable to wear a mask, parents/guardian/adult student will work with school administrators through an exemption process.

### Transportation of Students with Special Education Profiles

- › Programs using Public Transportation will be paused.
- › Experiential learning placements and transit training will be paused.
- › Students will be transported as per their usual method of transport. Please see "Transportation" section for details regarding health and safety protocols for situations such as shared or individual taxi rides, mini-busses, and Rider Aides.
- › If appropriate, School Teams will create a Transition Story to be shared with students/parents before riding the bus to prepare them for the changes in health and safety protocols.



## **Personal Equipment, Devices and Learning Materials**

- › Some students require assistive devices and other equipment to go back and forth from school each day. If required, school staff will assist students in cleaning/disinfecting wheelchairs, trays, communication devices, medical equipment etc. before entering the classroom each day.

## **New Routines**

- › Students will be supported to understand, learn, and remember new routines and processes.
- › Students will be supported to understand and learn what safe travel means and will be supported to learn the appropriate routes (e.g. entry/exit of the gym) throughout the school, handwashing and hygiene guidelines and modifications to the physical setting.
- › A proportion of students will require physical prompting to learn these enhanced safety measures. Staff will follow health and safety guidelines when increasing their proximity to students.

## **Personal Care**

- › Staff members will wear appropriate PPE when providing personal care assistance.
- › Washrooms, change stations, toileting items and lifts, will be sanitized by custodial staff regularly, according to guidelines in the health and safety section.

## **Sanitization of Learning Resources and Other Classroom Items**

- › Schools will eliminate/reduce items coming into the classroom and communicate this to families.
- › Ensure all items such as blankets, stuffed toys, iPads, TAC devices, communication books, reinforcement objects, PECS, fidgets etc. that transfer daily from home-school-home are labelled and bagged and only used by the student.
- › Individual bins of items for each student in a self-contained special education class will be created if necessary.
- › Sanitizer and wipes will be available for students to clean their items with staff support where required.
- › Staff will monitor and sanitize items as necessary when students move through the school environment.
- › No shared items in the class.

## **Integration of Students from Self-contained Classes**

- › Students transitioning to other classrooms for integration is paused. For students who are partially integrated, this pause will be documented in their IEP.
- › In secondary, students will attend the self-contained program for one period and if appropriate, may attend an integrated class for the second period.
- › Special Education and Regular classroom teachers will collaborate to ensure the IEP program goals are met.
- › Students participation in experiential learning around the school is paused. Classroom staff may substitute with similar activities in the self-contained classroom.

## **Sensory Rooms/Calming Rooms/Specialized Areas**

- › Every effort will be made to create a sensory area in the student's classroom with only essential items (the items that child uses most regularly) moved to the classroom.



- › The student's items will be stored in an individual bag or bin for their own use.
- › If using an alternate space (i.e., the current space being used as the sensory/calming room);
  - The space will be well ventilated (i.e., have a window or regulated air flow).
  - Extraneous/soft surface items will be removed.
  - Tracking each student's use of this space will occur.
  - Scheduled times for use of the room within a cohort of students will occur.
  - Equipment will be cleaned between student use.

### **IPRCs, IEPs and Accommodations**

- › Meeting for IPRCs, IEP consultations, parent meetings and consultations with itinerant staff will continue to occur virtually in place of face-to-face meetings at school.
- › IEPs will be reviewed and revised where appropriate to reflect the changes in learning environments.
- › Assistive technology will continue to be provided for home use. This may include equipment going home nightly and returning to school the next day.

### **Medically Fragile Students**

- › Schools will communicate with parents of medically fragile students before the first day of school.
- › Families are encouraged to seek advisement from local public health authorities and/or their own health care provider on benefits and risks associated with fac-to-face attendance at school in September.
- › Students with sensory, breathing or other difficulties may be exempted by the school principal, guided by school board guidelines, from wearing PPE. Students who need PPE exemptions or other specific medical accommodations are required to submit a written request to the principal. These requests will be assessed on a case-by-case basis.
- › Nursing support will continue for students who receive this service. We will continue to work closely with our Local Health Integration Network (LHIN) partners to plan for the provision of this support based on existing health and safety protocols.

### **Frequent Movement Required for Students**

- › Use of bikes, trampolines, scooters to move within the classroom or outside is permitted. Use of these items in the halls will be paused.
- › Students will use their mobility devices following the health and safety protocol for physical distancing.

### **Responding to Challenging Behaviour**

In working with students with challenging behaviours, there is a necessity to consider Ontario Human Rights Code-related needs and accommodations and maintain key safety plan guidelines as they are structured to ensure both staff and student safety.

Practices will be supplemented by use of PPEs, as directed by health and safety, according to the level of student need for proximity (e.g., face shields, masks, gloves, standard PPE), etc.

- › Existing Be Safe Plans will be modified to reflect the enhanced health and safety concerns and protocols during this time.
- › School Teams will identify a safe space with distancing measures for students in crisis.

- › An area in each school will be designated for students in crisis and for evacuation. All safety protocols in place for moving through the hallways, physical distancing, etc. will be followed moving to this area and while there.

## **Proximal Support**

- › Educational Assistants and other staff may be required to be within 1 m of students for long periods of time. These staff will wear PPE at all times (in addition to the safety gear that classroom staff use on a daily basis in order to support some students).
- › Specialized staff PPE (i.e., face shield) will be secured for classes with students who are deaf or hard of hearing and for students who receive speech and language support.

### *Itinerant Staff and Community Partners*

Central professional staff who come to schools to support students will be adjusting their schedules to spend time in blocks at schools, to reduce the number of exposures and transitions to and from different schools.

Priorities will be general considerations for all students, and transition support for students with specific developmental and mental health needs.

- › Consideration will be given to students who can be supported through virtual services, rather than in-person.
- › Board protocols will be shared with community partners to develop safe processes for school access by regulated health professionals, regulated social service professionals and paraprofessionals.
- › Access is by appointment/approval of the Principal.
- › In emergencies or extenuating circumstances, Police Services, TERT teams, Child Welfare services (BFACS) etc. will have access to students.
- › Professional Support Services staff will continue to receive referrals for specific services and continue to support transition needs during the return to school. These services will be delivered in a blend of in-person support and virtual consultation or provision of services.
- › Where available and appropriate, ongoing virtual services will continue to be provided by our external partners. Referrals to external agencies through our board-Regulated Health Professional staff will continue.

## **Small Room Use**

*(Assessment, Psychology, Speech and Language, Social Work and other Itinerant Staff)*

Locations for confidential mental health and/or assessment supports will be available.

- › It is expected that staff and students in small rooms are to maintain physical distance between them, where possible.
- › Staff will use a plexiglass barrier or a face shield and mask if physical distancing is not possible.
- › Touch-point cleaning and disinfection within this space will occur in between uses.

## **Resource Team Meetings/Case Conferences**

- › Resource team meetings/Case conferences will be occurring virtually until otherwise communicated.

## **Supporting Students with Significant Special Education Needs Who Opt for Fulltime at-Home Learning**

- › Students with significant health, medical or special education needs who choose to continue learning from home will be supported by a classroom teacher and/ or LRT, with EA support implemented if required.
- › Learning may be provided through Brightspace with synchronous and asynchronous learning and built in breaks or through paper copies of modules of learning.
- › Support from the System Special Education team will be engaged to ensure programming is accessible and reflects students' Individual Education Plans.

## **SEA Equipment**

- › SEA training will resume in a virtual manner.
- › Students will continue to be able to use SEA equipment at school and at home.

## **Care and Treatment Programs**

- › Care and Treatment programs will resume in-person programming and care, including transportation, in alignment with school opening safety protocols.

## **Technology**

### **Classroom Use**

Classroom technology plays an important role in students' day-to-day learning. Our goal is to minimize the risk of COVID-19 transmission while allowing students to share technology when appropriate.

- › Students are encouraged to bring their own devices.
- › Students will be directed to wash their hands or hand sanitize before and after using shared technology.
- › Each classroom has a dedicated set of devices for each classroom; 5 in elementary, 8 in secondary.
- › Within a classroom, a particular shared device may be dedicated or assigned to a small group of students and they always use the same device.
- › Disinfectant spray and paper towels will be available for technology and will be used to perform extra cleaning, as necessary.
- › Digital tools that will enhance the learning will be considered during planning (Microsoft Teams; use of document cameras; teleconferences, etc.).
- › Intervention or enhancement software programs such as Lexia, Knowledgehook/Zorbits, myBlueprint, and Britannica will be considered as part of program planning and supports.

### **Online Learning**

- › Students will require devices and/or internet to participate in online learning.
- › A school-level online application was used to survey families and provide school-level data so that technology needs for online learning can be readily assessed and quickly addressed by school administration in collaboration with Information Technology Systems.
- › Digital tools that will enhance the learning will be considered during planning (Microsoft teams; use of document cameras; teleconferences, etc.)
- › Training and resources for students and staff will continue to be made available to support synchronous and asynchronous learning using technology.

- › Program content will be delivered through the Brightspace platform with synchronous learning facilitation through Brightspace or Microsoft Teams.

## **Device Deployment**

- › Students new to Grand Erie who require a laptop or connectivity and current Grand Erie students with emerging device or connectivity needs will be supported
- › Leased iPads to support connectivity were collected during the summer, except for students needing connectivity for summer learning. These devices will be redeployed in September, as required by those students who have opted for online learning and lack connectivity

## **Transportation**

Grand Erie continues to work with the Student Transportation Services of Brant Haldimand Norfolk (STSBHN) and the Brant Haldimand Norfolk Catholic District School Board to develop a unified transportation plan with an increased emphasis on staff and student safety. The following protocols and expectations will be in place for the 2020-21 school year.

- › STSBHN will work with both school boards and the local public health authorities to implement contact-tracing procedures and extend those to all school bus drivers and operators.
- › STSBHN will work with each board's special education department to determine the PPE needs of any adult riders who are present on school buses; PPE provided to bus monitors will align with that used by school staff who are working in a similar proximity and dealing with similar situations to those experienced in the school classroom.

### **Buses will:**

- › Operate at their historical capacities;
- › Include PPE for school bus drivers and monitors;
- ★ › Require students in grades JK-12 to wear a face covering while on the bus and when transferring between vehicles;
- › Have enhanced disinfecting processes in place daily;
- › Have seating plans in place to assist with contact tracing by Public Health;
- › Have sanitizer in place to assist with clean-hand hygiene practices

## **Student Safety Protocols When Riding the School Bus**

- › Similar to the school expectation, students will be required to perform a daily self-assessment. Students who are symptomatic, are ill, or have come in close contact with, including within their household, someone who is ill with a suspected or positive COVID-19 in the past 14 days, are not permitted to board the school bus.
- › Students will be assigned a specific seat on the bus. More than one (1) student may be required to share a seat while riding the school bus. The hierarchy of multiple students to a seat will be: family members, students in the same school in the same grade, other combinations as required.
- › Hand sanitizer will be made available for use on each school bus. Although use is not required to board the bus, practicing good hand-hygiene is strongly encouraged each time a bus is boarded.
- › In the event that a student becomes ill with COVID-19-like symptoms while on the bus, the student will be isolated, as space allows. If the student was not wearing a mask, one will be provided and will be required to be worn.

- › Information about rider expectations will be provided to all students that are eligible for transportation and posted in buses.
- › Physical distancing on a school bus will likely not be possible. The use of non-medical masks for students in JK-12 will be a requirement while riding the bus and shall be provided by the student's parent(s). Exceptions will be made for students with medical conditions or special needs that prevent masking.

### **Driver/Monitor Safety Protocols**

- › Daily self-screening is required for all bus drivers and monitors before work. Bus drivers and monitors are not to report to work if they are symptomatic, are ill, or have come in close contact with, including within their household, someone who is ill with a suspected or positive COVID-19 in the past 14 days.
- › All bus drivers and monitors will be required to wear a level 1 face mask when a physical distance of 2 meters cannot be maintained and a face shield when students are boarding/de-boarding the bus.
- › Additional PPE will be provided to adult monitors that is consistent with the equipment provided to school staff who are working in similar proximity and performing similar functions to students who have unique needs.
- › While students are boarding/ de-boarding the bus, or when having to assist student(s) on the bus mid-route, the school bus driver must further protect themselves by wearing a face shield.
- › Bus operators will disinfect the high-touch areas of buses at least twice per day. High-touch areas that will be disinfected include seat sides and tops, hand railings, interior windows and wall sections below the passenger windows. The disinfectant(s) used will be approved by Health Canada and proven to be effective in neutralizing COVID-19.
- › Drivers will be responsible for enforcing the seating plan detailed for each run on their route. For routes that have an express portion from a transfer, one (1) seating plan will be created for the bus as it comes into the transfer and one (1) for the express portion to the final school. Copies of the plan will be kept with the driver, the central office of the bus company and STSBHN. Electronic copies of the plan(s) will be made available to school principals via the online transportation portal.
- › The lists will be used as a tool by Public Health officials in the event that contact tracing of an illness is required.
- › In the event that a student or driver/ monitor has a confirmed case of COVID-19 and was riding the school bus, the vehicle will be taken out of service and a deep sanitization clean performed. The deep sanitization clean will see the entire bus disinfected before it is brought back into use with students.
- › Illness kits will also be present on each school bus and will be used to protect students and the staff in the event that a student exhibits COVID-19 symptoms while riding the bus. The kits will contain additional supplies to protect both the driver and other students on the bus (e.g., isolation smock/gown, disposable shoe covers, antimicrobial towelettes, additional mask, disposable powder-free gloves, etc.)
- › To promote air circulation within the compartment of the bus, and where temperature/ weather permits, windows will be opened.

### **Opting Out of Services**

- › Students who are eligible for services and have opted out, based on their school survey submission, will be temporarily removed from the bus. Service can be re-implemented at

any time and only require the family to contact STSBHN the week before services are to be reinstated.



## ★ Students Suspected of Having COVID-19

Students suspected of having COVID-19 must leave the school. They should not access Board transportation in getting home, if at all possible.

In the event that it is impossible for a parent to pick up their child from school, the student will be transported home via specialized transportation, with the following guidelines:

- Parents of the affected student must be contacted and informed of the arrangement for getting their child home, along with the expectation that they receive the child at their destination, or otherwise make arrangements for the safety of the child.
- The transportation provider must be advised in general terms of the situation – “this student has been directed to go home as per COVID protocols.” There must be no divulging of personal information beyond that.
- Unless granted a medical exemption, the student will wear a mask during the ride home.
- The student will use hand sanitizer before entering the vehicle.
- The transportation provider will confirm drop-off of the child in accordance with the arrangements.

Note: The Board has access to transportation services who employees are trained to transport COVID-positive people.

## Ventilation

- › Classrooms that have no inflow of fresh air (no windows or no mechanically supplied air) will be considered for a portable unit.

## Volunteer Programs

- › Access to school will be restricted; most volunteer programs will be on pause.
- › Volunteer programs will be at the discretion of the principal.

## Washrooms

- › One student at a time will be allowed to leave a classroom to use the washroom.
- › Teachers will issue washroom passes and maintain a log of students leaving the room.

[Top of the Document](#)