



Special Board Meeting

July 9, 2020, 7:00 p.m.
Microsoft Teams Virtual Meeting

AGENDA

A - 1 **Opening**

(a) Welcome to Open Session / Land Acknowledgement Statement

B - 1 **New Business**

(a) 2020-21 School Year Calendar

W. Baker

(b) Verbal Update on School Re-Opening Plans

B. Blancher

C - 1 **Adjournment**

SUCCESS for Every Student



GRAND ERIE DISTRICT SCHOOL BOARD

TO: Brenda Blancher, Director of Education & Secretary
FROM: Wayne Baker, Superintendent of Education
RE: **Revised School Year Calendars 2020-21**
DATE: July 9, 2020

Recommended Action: Moved by _____ Seconded by _____
THAT the Grand Erie District School Board approve the calendars recommended by Executive Council in the report Revised School Year Calendars 2020-21.

Background

Trustees approved 2020-21 School Year Calendars on February 10, 2020. These four calendars (Norfolk Elementary, Norfolk Secondary, Brant/Haldimand Elementary, and Brant/Haldimand Secondary) were submitted to the Ministry of Education prior to the May 1 deadline, with approval expected early in May; during the Covid-19 closure, the Ministry announced that calendar approvals were on hold.

Additional Information

Recently, there have been two significant developments with respect to the Grand Erie calendars.

On June 18, the Norfolk County Fair was cancelled for 2020. As a result, the two Norfolk calendars – created specifically to accommodate Young Canada Day at the Norfolk County Fair – are no longer required.

On June 30, the Ministry of Education released a memo concerning 2020-21 school year calendars. In it, Boards are encouraged to begin the upcoming school year by September 1 and advised to have three PA days prior to the start of student instruction. The calendars approved by Trustees on February 10 had school beginning on September 2, with two PA days prior to students beginning the school year. Executive Council is recommending revisions to the previously approved calendars to reflect these Ministry directives.

In compliance with *Regulation 304, "School Year Calendar, Professional Activity Days"*, professional activity days must be designated for provincial or Board priorities. In consideration of the school closures resulting from Covid-19, the three PA days in September will focus on preparing staff for the re-opening of school.

Next Steps

Upon approval by the Trustees, the School Year Calendars will be shared with all stakeholder groups and re-submitted to the Ministry of Education.

Grand Erie Multi-Year Plan:

This report supports the Well-being indicator of Success for Every Student and the following statement: We will create environments that are healthy and that recognize the well-being of mind, body, emotion and spirit of students and staff.

Respectfully submitted,

Wayne Baker
Superintendent of Education



2020-21 SCHOOL YEAR CALENDAR

ELEMENTARY

	1st Week					2nd Week					3rd Week					4th Week					5th Week				
	M	T	W	T	F	M	T	W	T	F	M	T	W	T	F	M	T	W	T	F	M	T	W	T	F
September		1	2	3	4	7	8	9	10	11	14	15	16	17	18	21	22	23	24	25	28	29	30		
		P	P	P	B	H	1	2	3	4	5	1	2	3	4	5	1	2	3	4	5	1	2		
October				1	2	5	6	7	8	9	12	13	14	15	16	19	20	21	22	23	26	27	28	29	30
				3	4	5	1	2	3	4	H	5	1	2	3	4	5	1	2	3	4	5	1	2	3
November	2	3	4	5	6	9	10	11	12	13	16	17	18	19	20	23	24	25	26	27	30				
	4	5	1	2	3	4	5	1	2	P	3	4	5	1	2	3	4	5	1	2	3				
December		1	2	3	4	7	8	9	10	11	14	15	16	17	18	21	22	23	24	25	28	29	30	31	
		4	5	1	2	3	4	5	1	2	3	4	5	1	2	B	B	B	B	H	H	B	B	B	
January					1	4	5	6	7	8	11	12	13	14	15	18	19	20	21	22	25	26	27	28	29
					H	3	4	5	1	2	3	4	5	1	2	P	3	4	5	1	2	3	4	5	1
February	1	2	3	4	5	8	9	10	11	12	15	16	17	18	19	22	23	24	25	26					
	2	3	4	5	1	2	3	4	5	1	H	2	3	4	5	1	2	3	4	5					
March	1	2	3	4	5	8	9	10	11	12	15	16	17	18	19	22	23	24	25	26	29	30	31		
	1	2	3	4	5	1	2	3	4	5	B	B	B	B	B	1	2	3	4	5	1	2	3		
April				1	2	5	6	7	8	9	12	13	14	15	16	19	20	21	22	23	26	27	28	29	30
				4	H	H	5	1	2	3	4	5	1	2	3	4	5	1	2	3	4	5	1	2	3
May	3	4	5	6	7	10	11	12	13	14	17	18	19	20	21	24	25	26	27	28	31				
	4	5	1	2	3	4	5	1	2	3	4	5	1	2	3	H	4	5	1	2	3				
June		1	2	3	4	7	8	9	10	11	14	15	16	17	18	21	22	23	24	25	28	29	30		
		4	5	1	2	3	4	5	1	P	2	3	4	5	1	2	3	4	5	1	2	P	B		

The 2020-21 School Year Calendar provides a total of 187 Instructional and 7 Professional Development Days.

H School Holiday

P Professional Activity Day

B Board Designated Holiday

- Sept. 1/20 • Health & Safety Operations Required for Re-Opening
- Sept. 2/20 • Mental Health & Well-Being
- Sept. 3/20 • Blended Learning Supports & Focus on Overall Expectations
- Nov. 13/20 • Student Assessment & Reporting - Parent Interviews

- Jan. 18/21 • Student Assessment & Reporting - Report Cards
- June 11/21 • Student Assessment & Reporting - Report Cards
- June 29/21 • School Achievement Reflection and Planning

SUCCESS for Every Student



2020-21 SCHOOL YEAR CALENDAR

SECONDARY

	1st Week					2nd Week					3rd Week					4th Week					5th Week				
	M	T	W	T	F	M	T	W	T	F	M	T	W	T	F	M	T	W	T	F	M	T	W	T	F
September		1	2	3	4	7	8	9	10	11	14	15	16	17	18	21	22	23	24	25	28	29	30		
		P	P	P	B	H																			
October				1	2	5	6	7	8	9	12	13	14	15	16	19	20	21	22	23	26	27	28	29	30
											H														
November	2	3	4	5	6	9	10	11	12	13	16	17	18	19	20	23	24	25	26	27	30				
										P															
December		1	2	3	4	7	8	9	10	11	14	15	16	17	18	21	22	23	24	25	28	29	30	31	
																B	B	B	B	H	H	B	B	B	
January					1	4	5	6	7	8	11	12	13	14	15	18	19	20	21	22	25	26	27	28	29
					H																E	E	E	E	E
February	1	2	3	4	5	8	9	10	11	12	15	16	17	18	19	22	23	24	25	26					
	P	P									H														
March	1	2	3	4	5	8	9	10	11	12	15	16	17	18	19	22	23	24	25	26	29	30	31		
											B	B	B	B	B										
April				1	2	5	6	7	8	9	12	13	14	15	16	19	20	21	22	23	26	27	28	29	30
					H	H																			
May	3	4	5	6	7	10	11	12	13	14	17	18	19	20	21	24	25	26	27	28	31				
																H									
June		1	2	3	4	7	8	9	10	11	14	15	16	17	18	21	22	23	24	25	28	29	30		
																	E	E	E	E	E	P	B		

The 2020-21 School Year Calendar provides a total of 187 Instructional and 7 Professional Development Days.

H School Holiday

P Professional Activity Day

B Board Designated Holiday

E Examination Day

- Sept. 1/20 • Health & Safety Operations Required for Re-opening
- Sept. 2/20 • Mental Health & Well-Being
- Sept. 3/20 • Blended Learning Supports and Focus on Overall Expectations
- Nov. 13/20 • Improving Student Achievement: Focus on Math

- Feb. 1/21 • Reporting and Program Planning
- Feb. 2/21 • Reporting and Program Planning
- June 29/21 • School Achievement Reflection and Planning

SUCCESS for Every Student



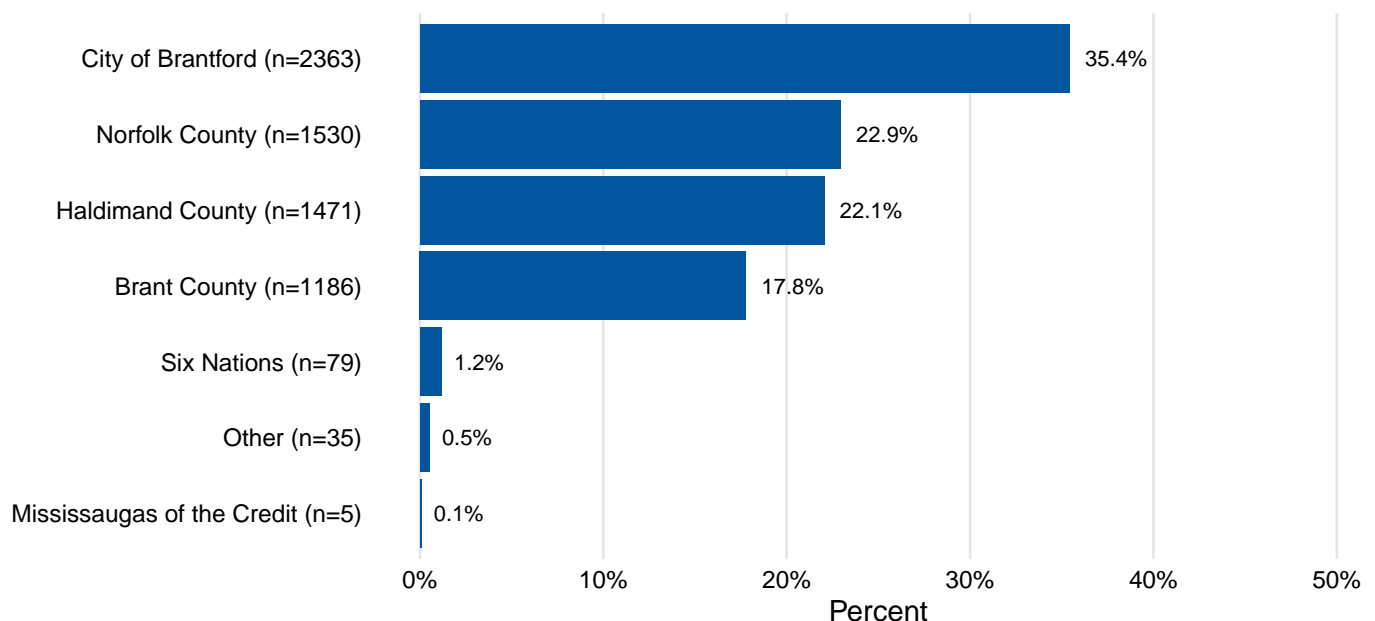
2020-21 School Reopening Parent/Guardian Perspectives

Background

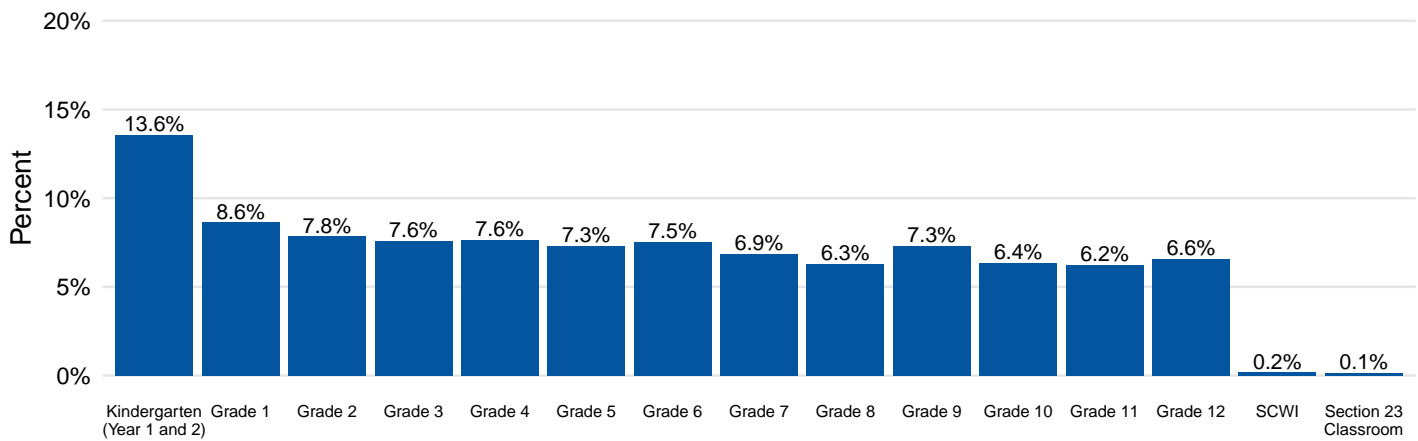
The Minister of Education has asked all school boards in Ontario to prepare for three options for the start of the 2020-21 school year. The three options include: the continuation of learning at home; a return to in-school instruction with enhanced health and safety protocols; and, an adaptive learning model that features a combination of learning at home and in-school instruction with limited class sizes and alternating days or weeks.

The purpose of this survey was to gather information from parents and students about their perspectives on the potential plans for learning this September.

Region of the Board



Grades of Students



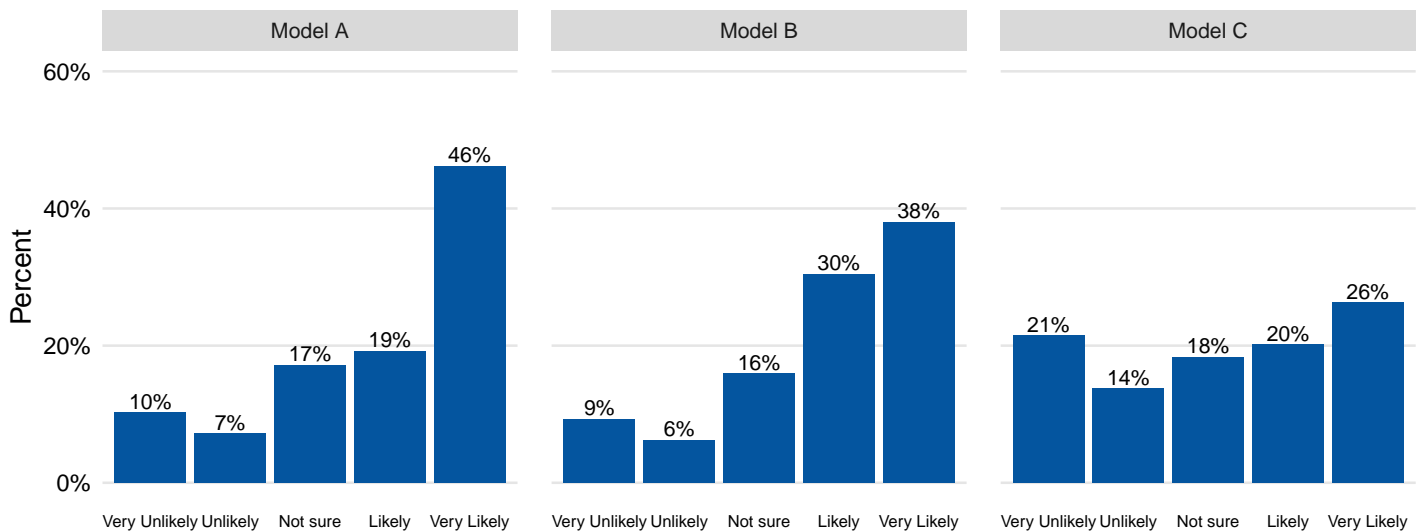
Planning for September

Parents were asked the likelihood that they would send their children to school, or participate in a continued learning at home based on the following models:

Model A: Normal school day routine with enhanced public health protocols.

Model B: Modified school day routine based on smaller class sizes with alternating days or weeks at school.

Model C: Continued Learning at Home learning with enhanced remote delivery.

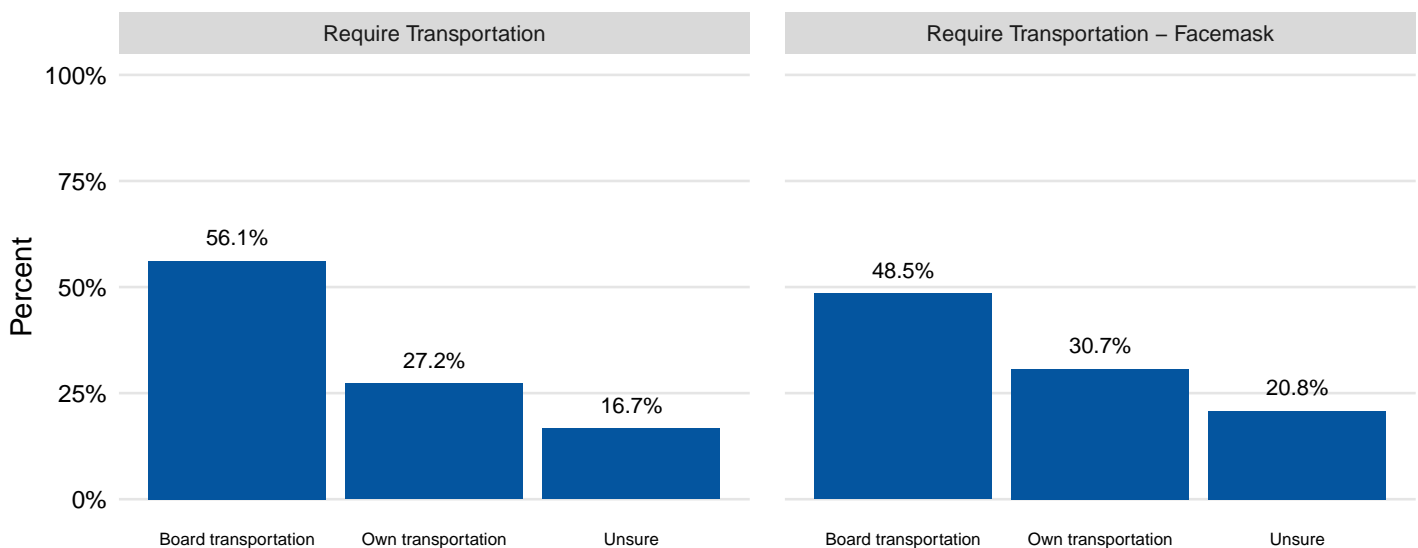


Transportation

Of the parents that responded to the survey **3145** (47%) indicated that the board provides transportation services for their child(ren).

Parents that said the Board provides transportation were asked two additional questions:

- If we are still required to physically distance when school starts in September, and there are limited seats on the bus available, please select the statement that best represents your family's preference.
- Pending direction from Public Health all riders may be required to wear face masks while on the school bus as a 2 meter gap between riders is not possible, If this requirement were to be implemented, would that change your response to your answer to the previous question? Please select the statement that best represents your families preference:

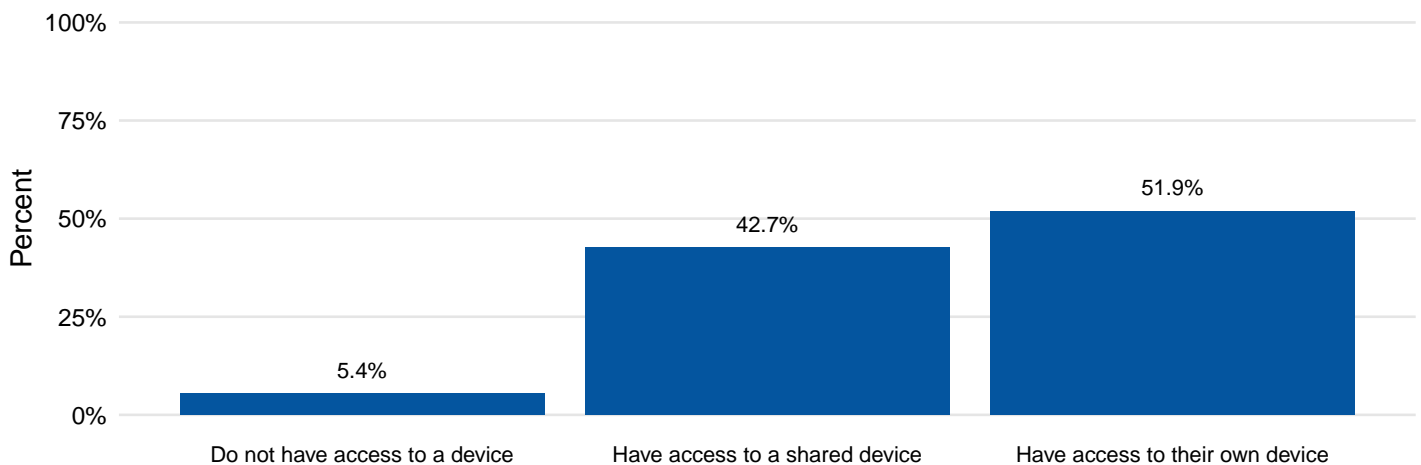


Technology

Parents were asked a series of questions about access to devices (iPad, laptops) for their family.

- **620** (9%) of respondents indicated that they had received a device from the board.
- **517** of these families (84%) said they would continue to need to borrow a device in September
- **118** (2%) of respondents had internet provided by the Board
- **106** of these families (90%) said they would continue to need the Board to provide internet access.

Please select the statement that best represents your situation.
My child(ren) :



Special Education

- **956** (14%) of parents stated that they had a child receiving Special Education services.
- **187** (3%) answered they were “Unsure” if their child(ren) were receiving Special Education Services.
- **224** (4%) of parents stated that their child(ren) were in a specialized Self-Contained classroom.
- **137** (2%) answered they were “Unsure” if their child(ren) were in a Self-Contained Classroom.

Student Mental Health and Well-Being

- **845** (13%) of students were receiving support to manage mental-health or well-being concerns (stress, anxiety).
- **358** (5%) of families that responded to the survey accessed the social-emotional learning resources made available by the board during COVID-19.
- Of these 358 families, **248** (73%) found the resources helpful.

Appendix - Results by Region

Pending direction from the province, if we are safe to return to school as usual (Model A), how likely are you to send your child(ren) to school?

Region	Very Unlikely	Unlikely	Not sure	Likely	Very Likely
Brant County	11.1%	6.9%	16.0%	18.0%	48.0%
City of Brantford	9.5%	7.6%	18.3%	19.7%	44.9%
Haldimand County	10.4%	6.9%	17.1%	17.9%	47.7%
Mississaugas of the Credit	20.0%	20.0%	20.0%	20.0%	20.0%
Norfolk County	9.9%	6.6%	15.8%	20.5%	47.2%
Other	11.4%	5.7%	22.9%	25.7%	34.3%
Six Nations	20.5%	14.1%	30.8%	19.2%	15.4%

In the event that modifications to the school week are required in the fall (Model B) , how likely are you to send your child(ren) to school?

Region	Very Unlikely	Unlikely	Not sure	Likely	Very Likely
Brant County	9.6%	5.3%	14.4%	29.5%	41.2%
City of Brantford	10.2%	6.3%	16.2%	30.3%	37.0%
Haldimand County	9.2%	6.5%	16.8%	28.6%	38.9%
Norfolk County	7.9%	6.7%	15.4%	32.5%	37.5%
Other	5.7%	2.9%	28.6%	28.6%	34.3%
Six Nations	9.0%	9.0%	20.5%	44.9%	16.7%
Mississaugas of the Credit	NA	NA	NA	80.0%	20.0%

If we are required to continue Learning at Home in the fall (Model C) , how likely are you to have your child(ren) participate?

Region	Very Unlikely	Unlikely	Not sure	Likely	Very Likely
Brant County	20.7%	12.9%	16.1%	22.5%	27.8%
City of Brantford	21.7%	13.7%	18.8%	19.2%	26.6%
Haldimand County	22.8%	14.5%	20.1%	17.7%	25.0%
Norfolk County	21.3%	14.1%	17.6%	21.3%	25.8%
Other	14.3%	8.6%	17.1%	37.1%	22.9%
Six Nations	10.1%	10.1%	20.3%	29.1%	30.4%
Mississaugas of the Credit	NA	40.0%	20.0%	20.0%	20.0%

Does the Board provide transportation services for your child(ren) to get to and from school?

Region	No	Yes
Brant County	47.7%	52.3%
City of Brantford	75.0%	25.0%
Haldimand County	40.8%	59.2%
Mississaugas of the Credit	40.0%	60.0%
Norfolk County	36.9%	63.1%
Other	28.6%	71.4%
Six Nations	10.1%	89.9%

If we are still required to physically distance when school starts in September, and there are limited seats on the bus available, please select the statement that best represents your family's preference.

Region	Board transportation	Own transportation	Unsure
Brant County	58.0%	24.1%	17.8%
City of Brantford	56.3%	28.1%	15.6%
Haldimand County	55.6%	27.6%	16.8%
Mississaugas of the Credit	33.3%	66.7%	0.0%
Norfolk County	56.1%	27.7%	16.2%
Other	68.0%	12.0%	20.0%
Six Nations	40.8%	38.0%	21.1%

Pending direction from Public Health all riders may be required to wear face masks while on the school bus as a 2 meter gap between riders is not possible, If this requirement were to be implemented, would that change your response to your answer to the previous question? Please select the statement that best represents your families preference:

Region	Board transportation	Own transportation	Unsure
Brant County	53.2%	28.9%	17.9%
City of Brantford	51.0%	30.1%	18.9%
Haldimand County	45.6%	31.6%	22.8%
Mississaugas of the Credit	33.3%	66.7%	0.0%
Norfolk County	47.3%	31.0%	21.7%
Other	68.0%	16.0%	16.0%
Six Nations	29.6%	39.4%	31.0%

Did your household borrow a device (iPad or laptop) from the board?

Q1	No	Yes
Brant County	92.9%	7.1%
City of Brantford	90.8%	9.2%
Haldimand County	90.2%	9.8%
Mississaugas of the Credit	80.0%	20.0%
Norfolk County	90.1%	9.9%
Other	91.4%	8.6%
Six Nations	77.2%	22.8%

Will you continue to need to borrow a device (iPad laptop) from the board in September?

Region	No	Yes
Brant County	16.7%	83.3%
City of Brantford	17.2%	82.8%
Haldimand County	16.1%	83.9%
Mississaugas of the Credit	100.0%	0.0%
Norfolk County	15.2%	84.8%
Other	0.0%	100.0%
Six Nations	0.0%	100.0%

Did the board provide internet access to your household?

Q1	No	Yes
Brant County	98.6%	1.4%
City of Brantford	99.2%	0.8%
Haldimand County	97.7%	2.3%
Mississaugas of the Credit	100.0%	0.0%
Norfolk County	98.0%	2.0%
Other	94.3%	5.7%
Six Nations	75.6%	24.4%

Will you continue to need the board to provide internet access in September?

Region	No	Yes
Brant County	85.7%	14.3%
City of Brantford	94.0%	6.0%
Haldimand County	80.4%	19.6%
Mississaugas of the Credit	100.0%	0.0%

(continued)

Region	No	Yes
Norfolk County	80.8%	19.2%
Other	100.0%	0.0%
Six Nations	27.8%	72.2%

Access to Device:

Please select the statement that best represents your situation. My child(ren) :

Region	Do not have access to a device	Have access to a shared device	Have access to their own device
Brant County	3.4%	44.2%	52.4%
City of Brantford	4.7%	39.5%	55.8%
Haldimand County	6.6%	45.2%	48.2%
Mississaugas of the Credit	20.0%	20.0%	60.0%
Norfolk County	6.3%	45.0%	48.7%
Other	5.7%	28.6%	65.7%
Six Nations	17.9%	34.6%	47.4%

One or more of my children receive Special Education services.

Region	No	Unsure	Yes
Brant County	85.2%	2.3%	12.5%
City of Brantford	81.4%	3.3%	15.4%
Haldimand County	82.5%	2.5%	15.0%
Mississaugas of the Credit	60.0%	20.0%	20.0%
Norfolk County	83.6%	2.7%	13.7%
Other	97.1%	0.0%	2.9%
Six Nations	75.9%	5.1%	19.0%

One or more of my children receive Special Education Services in a specialized self-contained classroom.

Region	No	Unsure	Yes
Brant County	95.9%	1.9%	2.1%
City of Brantford	93.8%	1.7%	4.5%
Haldimand County	94.6%	2.1%	3.4%
Mississaugas of the Credit	100.0%	0.0%	0.0%
Norfolk County	95.1%	2.4%	2.4%
Other	94.3%	0.0%	5.7%
Six Nations	84.6%	7.7%	7.7%

Does your child typically receive support at school to manage mental health or well-being concerns (stress, anxiety, other)?

Region	No	Yes
Brant County	89.9%	10.1%
City of Brantford	84.4%	15.6%
Haldimand County	88.5%	11.5%
Mississaugas of the Credit	60.0%	40.0%
Norfolk County	88.6%	11.4%
Other	91.4%	8.6%
Six Nations	70.9%	29.1%

Did you access the social-emotional learning resources made available by the board during COVID-19?

Region	No	Yes
Brant County	95.9%	4.1%
City of Brantford	93.7%	6.3%
Haldimand County	95.2%	4.8%
Mississaugas of the Credit	60.0%	40.0%
Norfolk County	94.3%	5.7%
Other	97.1%	2.9%
Six Nations	97.5%	2.5%

Were these resources helpful?

Region	No	Yes
Brant County	31.1%	68.9%
City of Brantford	21.6%	78.4%
Haldimand County	35.8%	64.2%
Mississaugas of the Credit	50.0%	50.0%
Norfolk County	24.1%	75.9%
Other	100.0%	0.0%
Six Nations	50.0%	50.0%