



GRAND ERIE DISTRICT SCHOOL BOARD

TO: John Forbeck, Director of Education & Secretary

FROM: Jamie Gunn, Superintendent of Business & Treasurer

RE: **Quality Accommodations Committee Report**

DATE: April 20, 2015

Recommended Action: It was moved by _____ Seconded by _____
 THAT the Grand Erie District School Board receive the Quality Accommodations Update as information.

1.0 Background:

Established by Board Bylaw #8, the Quality Accommodations Committee is guided by its terms of reference to “develop and maintain a Quality Accommodations Plan that maximizes benefits for all students”. In the Boards 2011-2015 Multi-Year Plan an objective of the Environment pillar is to “Provide and inviting, environmentally responsible physical space”.

2.0 Additional Information:

The committee met in January and March 2015 to consider accommodation issues and focused their attention on the issues of accommodation pressures in the French Immersion (FI) program. Approval of funding to renovate and expand the former Coronation School will assist with enrolment pressure in the Fairview and Dufferin single track programs but will not resolve all accommodation pressures.

Dual track French Immersion programs implemented at Caledonia Centennial, Walsh Public and Burford District Elementary have been very successful and require planning to accommodate further expansion to grade 8. While further down the road, the expansion of elementary FI will require consideration of expansion of the secondary FI program in future years.

3.0 French Immersion Program Growth:

French Immersion program growth has been steady and is increasing exponentially with the implementation of the three dual track programs. It is important to understand and compare the growth in the program with changes in the school age population. The table below compares the school aged population from census data with the total Board enrolment. From 2004-05 to the current school year the portion of the population that attends Grand Erie elementary schools has remained relatively stable (69.09% in 2004-05 and 68.08 in 14-15). By comparison, the enrolment in elementary FI programs in Grand Erie has grown from 2.24% to 5.21% of the elementary school aged population and from 3.25% to 7.66% of elementary enrolment over the same period. Bolstered by continued implementation of the three dual track FI programs, 2015-16 elementary FI enrolment is estimated to be 1,469.

Grand Erie Enrolment Trend and French Immersion

School Year	Census Year	Populatuion Aged 0-9	Total Grand Erie Elementary		French Immersion Elementary		
			Total Enrolment	% of Population	FI Enrolment	% of Population	% of Total Enrolment
2004-05	2001	27,965	19,322	69.09%	627	2.24%	3.25%
2009-10	2006	26,320	17,766	67.50%	747	2.84%	4.20%
2014-15	2011	25,780	17,550	68.08%	1,344	5.21%	7.66%

This represents the best match of Census population data with elementary school enrolment. Children aged 0-9 in a census year make up the potential elementary school population four years later. i.e. children aged 0-9 in the 2001 Census would be aged 4 - 13 in the school year 2004-05 and make up the potential students for elementary enrolment

The total elementary enrolment for the Grand Erie area is compared to the total school aged population and expressed as a percentage of the total population.

The above data suggests that, since total elementary enrolment as a percentage of the elementary school aged population is remaining relatively stable, the growth in FI enrolment is a result of a shift of program of choice from Regular program to FI program. This would then also suggest that the Board should consider shifting pupil accommodation space currently allocated to serve the regular program to FI in order to address enrolment pressure in the FI program.

In the past, the Board and the Quality Accommodations Committee have reviewed options to curtail the growth in the FI program. They include capping of pupil places allocated for FI with some kind of intake approval process/lottery, removal of transportation to FI programs and delayed implementation of FI until grade one. Each of these options has its challenges in implementation and may cause a shift in enrolment to the separate school system unless both systems operate under similar admission and transportation policies.

The committee reviewed a number of options to shift pupil spaces currently assigned to support regular program to French Immersion program. The committee also reviewed boundaries and attendance areas for existing FI programs.

4.0 Single Track FI in the City of Brantford:

Prior to the 2011-12 school year FI programming was only offered at Dufferin and Fairview schools in Brantford with transportation provided for students from Brant County. Since the implementation of the Dual Track FI program at Burford, a number of students who might

otherwise have requested admission into the program at Dufferin or Fairview have enrolled at Burford. However there are still a significant number of students coming into these programs from Brant County because the grade 4-8 program at Burford has not been implemented or they are siblings of students currently attending at Dufferin or Fairview. Currently there are 30 students attending Dufferin and 63 students attending Fairview from Brant County.

Single Track FI Students - from Brant County

Grade	Dufferin	Fairview
JK	2	2
SK	2	2
1	0	6
2	3	3
3	6	10
4	4	7
5	4	7
6	2	15
7	6	5
8	1	6
Total	30	63

Continuing to follow this pattern of admission of students will generate enrolment that will outstrip the capacity of Dufferin and the future expanded Coronation school site. A number of options to deal with these enrolment pressures were considered by the Committee.

Dufferin Enrolment

Year	JK	SK	1	2	3	4	5	6	7	8	Total
2012	53	45	45	38	28	40	41	27	25	27	369
2013	57	53	60	45	35	28	40	42	21	24	405
2014	58	61	50	55	45	37	28	41	46	20	441

Projected Enrolment

Year	JK	SK	1	2	3	4	5	6	7	8	Total
2015	56	58	66	48	55	45	37	28	38	45	476
2019	56	56	61	58	58	61	64	48	51	40	554
2023	56	56	61	58	58	58	59	59	54	54	574

Dufferin Capacity

438 (incl existing portables)

Fairview Enrolment

Year	JK	SK	1	2	3	4	5	6	7	8	Total
2012	75	59	60	53	66	59	25	37	48	25	507
2013	68	78	56	51	49	64	59	24	39	47	535
2014	72	74	82	55	51	44	63	58	21	40	560

Projected Enrolment

Year	JK	SK	1	2	3	4	5	6	7	8	Total
2015	70	74	76	75	53	48	41	61	56	21	574
2019	70	72	73	67	64	63	59	62	44	42	616
2023	70	72	73	67	64	61	57	56	53	54	627

Planned Capacity	550 (at redeveloped Coronation site)
-------------------------	---

Option 1: Accelerate the implementation of FI program at Burford Elementary by adding grades 5 and 6 in September 2016 and complete the implementation with grades 7 and 8 added in September 2017. Beginning with September 2016, all Brant County resident FI students would be directed to attend the FI program provided in Brant County. This includes students currently grandfathered and attending programs at Dufferin or Fairview. Students in Grade 7 or 8 from Dufferin or Fairview would be permitted to finish their elementary program and not be required to move to the FI program provided in Brant County. The tables below show the projected enrolments at Dufferin and Fairview with all Brant County resident FI students attending the program provided in Brant County. The resulting enrolment would still exceed capacity in the future. Additional options for FI will be needed.

Dufferin Projected - No Brant County Students

Year	JK	SK	1	2	3	4	5	6	7	8	Total
2016	54	54	60	60	45	48	36	31	20	33	441
2019	54	54	58	55	52	52	53	41	39	29	487
2023	54	54	58	55	52	50	48	47	41	41	500

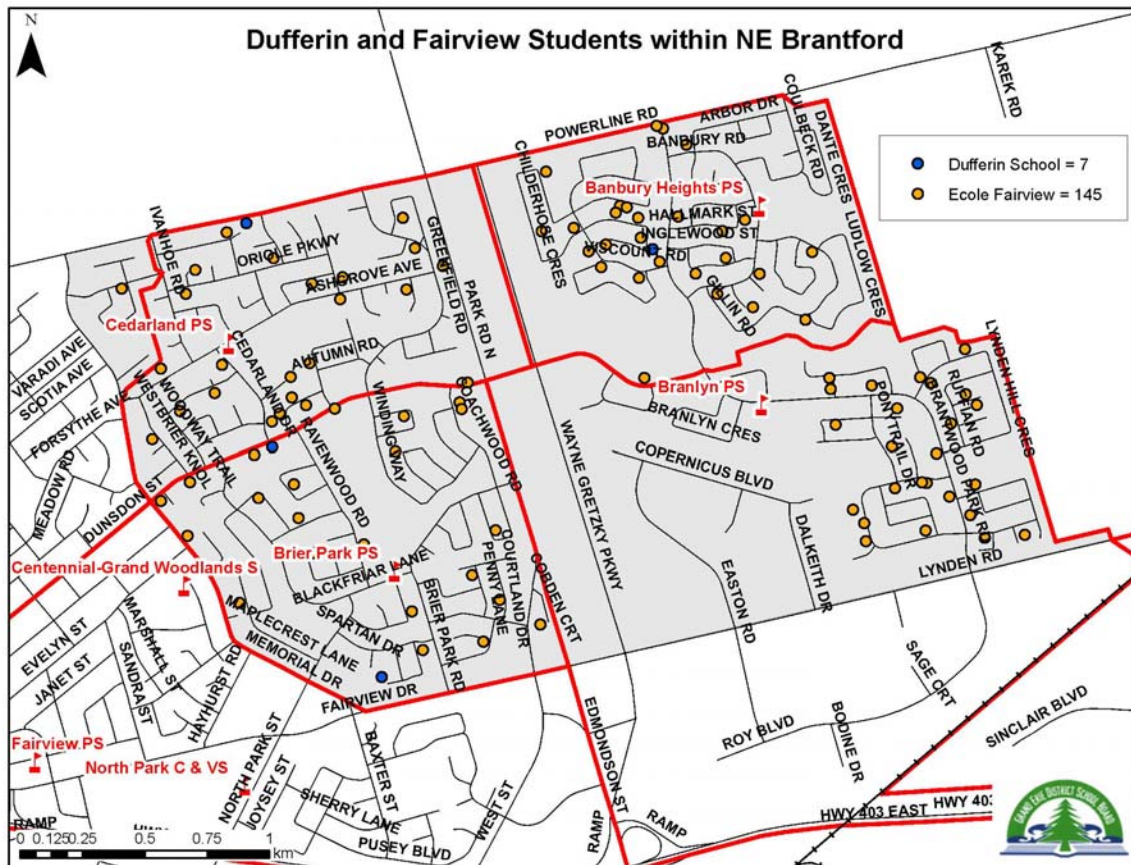
Dufferin Capacity	438 (incl existing portables)
--------------------------	--------------------------------------

Fairview Projected - No Brant County Students

Year	JK	SK	1	2	3	4	5	6	7	8	Total
2016	68	69	69	64	61	42	33	30	44	36	516
2019	68	69	69	61	55	50	47	44	30	25	517
2023	68	69	69	61	55	50	45	40	35	33	524

Planned Capacity	550 (at redeveloped Coronation site)
-------------------------	---

Option 2: Consider implementing a new dual track program at Branlyn for students residing in the Briar Park, Cedarland, Banbury and Branlyn school catchment area. The initial program would include JK to Grade 2 commencing September 2016 and be expanded in future years by adding one cohort per year.



French Immersion Students Residing in NE Brantford

Grade	Dufferin	Fairview
JK	0	24
SK	3	21
1	1	22
2	0	20
3	0	8
4	0	8
5	0	13
6	2	16
7	1	2
8	0	11
Total	7	145

School Enrolment vs Capacity - North East Brantford

School	Enrolment Oct 31/14	Capacity (incl Portapac)	Surplus Space	% in use
Banbury	420	438	18	95.9%
Branlyn	309	389	80	79.4%
Brier Park	320	360	40	88.9%
Cedarland	275	337	62	81.6%
Total	1324	1524	200	86.9%

If both options are employed, the accommodation pressures currently experienced by the single track program at Dufferin and the expanded Coronation school would be resolved for the foreseeable future.

5.0 Dual Track FI Program in Brant County:

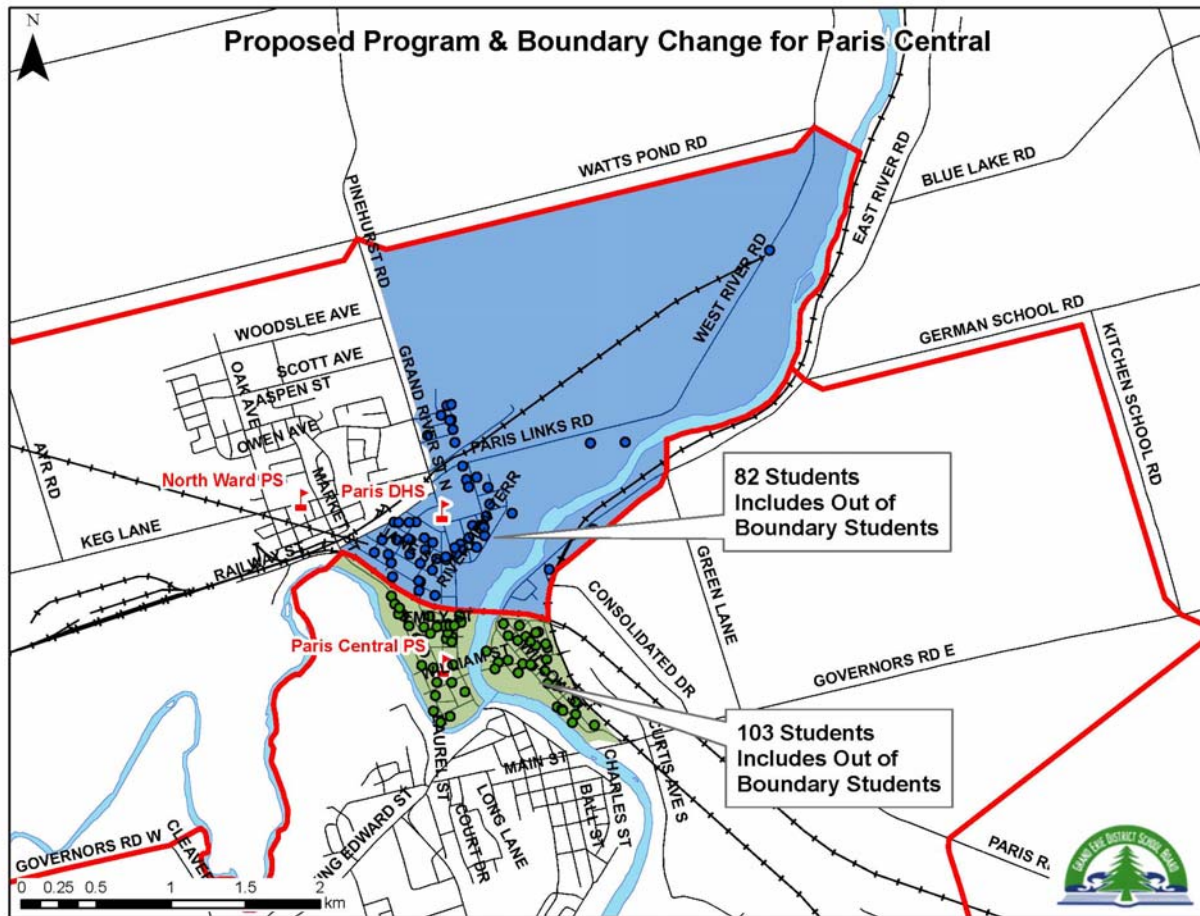
The success of the FI program implemented at Burford District Elementary and the desire to find additional accommodation for students from Brant County who have historically attended Dufferin or Fairview schools in Brantford suggest that additional space be allocated for FI accommodation in Brant County.

The Quality Accommodations Committee identified the Paris area as a possible location for additional FI program space as a large number of current FI students live in, or in close proximity to the Town of Paris. The committee reviewed school capacity and enrolment in the Paris area and found that sufficient surplus capacity exists in Northward and Cobblestone schools to accommodate all of the students from Paris Central PS.

School Enrolment vs Capacity - Town of Paris

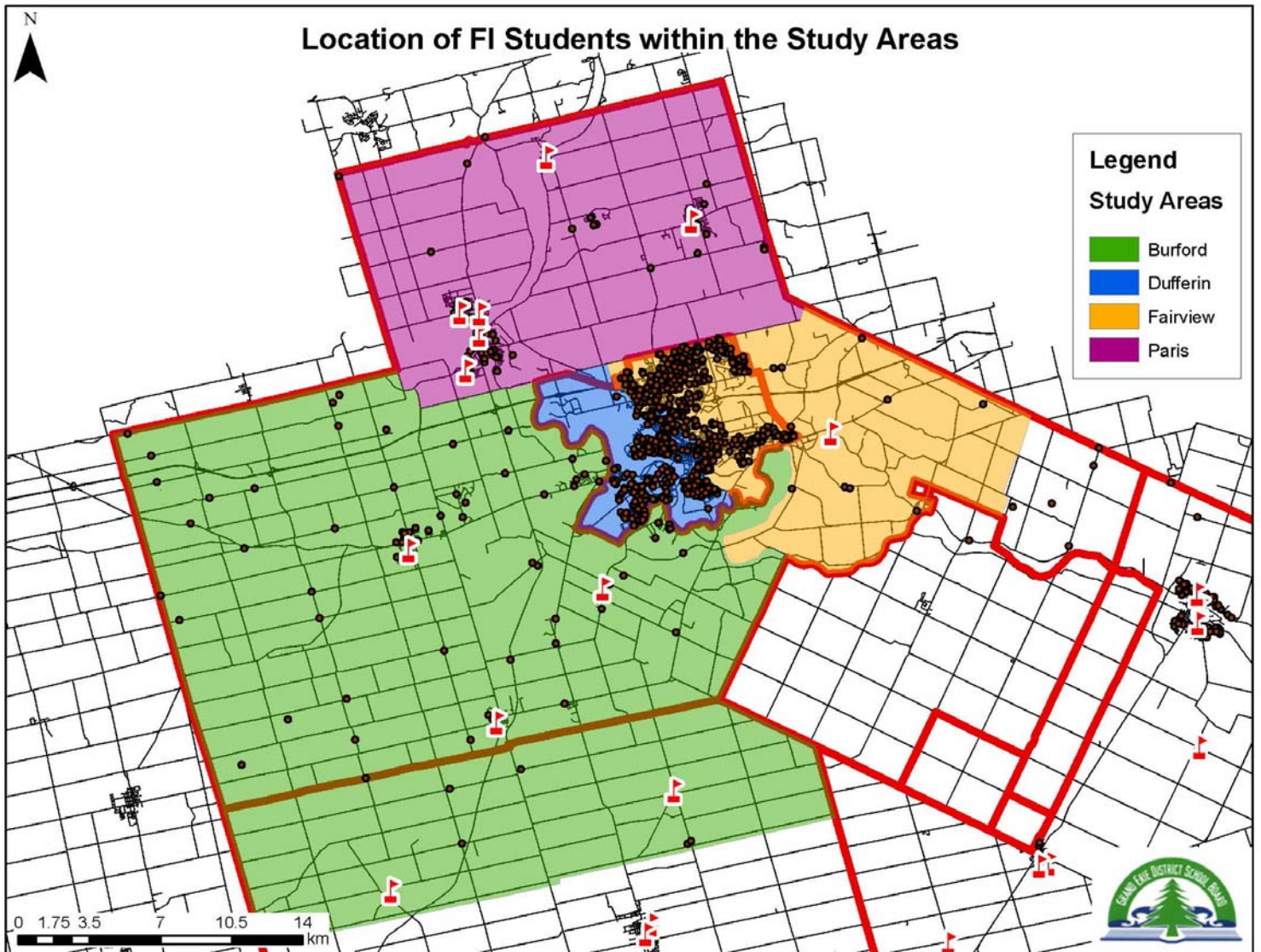
School	Enrolment Oct 31/14	Capacity (incl Portapac)	Surplus Space	% in use
Cobblestone	461	559	98	82.5%
North Ward	421	521	100	80.8%
Paris Central	185	219	34	84.5%
Total	1067	1299	232	82.1%

The map below suggests adding the portion of the Paris Central boundary north of the railway line to North Ward and adding the portion of the Paris Central boundary south of the railway line to Cobblestone. Based on current enrolment from these two areas, 82 students would be added to North Ward and 103 students would be added to Cobblestone.



The new FI program at Paris Central could receive all FI students from Brant County who reside north of Powerline Road to the west and north of Brantford including Glen Morris and St. George areas as outlined on the following map.

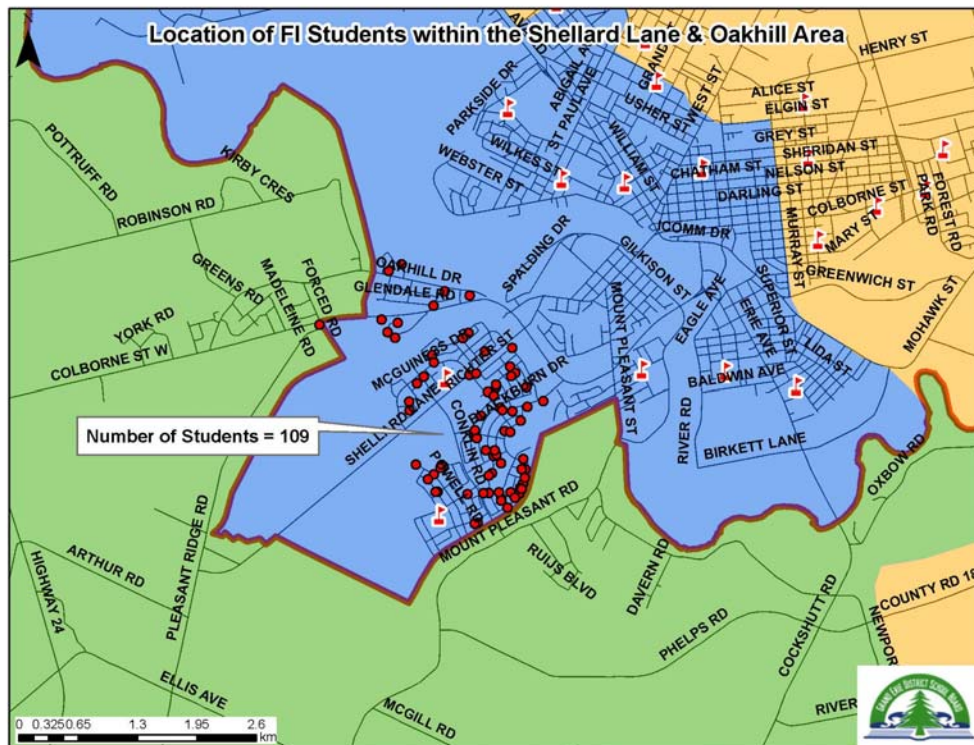
The current FI enrolment that would be captured by the suggested boundary definition between Paris and Burford (79) does not appear to yield sufficient enrolment to support the program at Paris Central. Other options would need to be explored



French Immersion Students Residing in the 4 Study Areas

Grade	North of Powerline	Burford	Dufferin	Fairview	Grade Total
JK	6	20	58	71	155
SK	9	20	49	79	157
1	9	12	49	80	150
2	10	19	54	52	135
3	13	15	34	40	102
4	5	3	31	36	75
5	7	3	23	56	89
6	10	4	31	50	95
7	4	5	37	22	68
8	6	2	16	35	59
Total	79	103	382	521	

The FI program at Burford would continue to serve students from the remainder of Brant County excluding the Onondaga. Consideration could also be given to assigning FI students from the Oakhill and Shellard Lane areas to FI Program in Brant County in the future.



6.0 South East Norfolk Elementary:

The FI program at Walsh Public School that serves Norfolk county students has enjoyed a successful implementation. So successful is the program that the FI program enrolment is exceeding the regular program enrolment for recent cohorts and is projected to surpass the regular program enrolment in 2018 and beyond.

Walsh Area

School	OTG	2013	2014	2015	2016	2017	2018	2019	2020	2021	2022	2023
Walsh - Regular	404.0	279.0	268.0	250.0	242.0	231.0	214.0	200.0	196.0	195.0	191.0	190.0
Walsh - French		84.0	134.0	151.0	176.0	201.0	226.0	251.0	264.0	270.0	255.0	260.0
Total Walsh		363.0	402.0	401.0	418.0	432.0	440.0	451.0	460.0	465.0	446.0	450.0

Future accommodation options to accommodate FI growth include amending boundaries with adjacent schools including Elgin, Lakewood and West Lynn. Enrolment and capacity for the Simcoe elementary schools and Lakewood Elementary is displayed below.

School Enrolment vs Capacity - South East Norfolk

School	Enrolment Oct 31/14	Capacity (incl Portapac)	Surplus Space	% in use
Elgin	246	452	206	54.4%
Lakewood	379	593	214	63.9%
Lynndale Heights	350	416	66	84.1%
Walsh - Reg Track	267	404	3	99.3%
Walsh - FI	134			
West Lynn	299	337	38	88.7%
Total	1675	2202	527	76.1%

The Board has identified Elgin Avenue Public School as a priority for major renewal or replacement for some time. One option to address the pressures at Walsh and capacity at Elgin and Lakewood may be a consolidation of area schools and an application for funding to rebuild a new school on the Elgin site. The committee recommends an accommodation review be initiated in the spring of 2016 for the South East Norfolk Elementary Schools including Elgin, Lakewood, Lynndale Heights, Walsh and West Lynn.

Given the recent release of revised guidelines for accommodation reviews, the recommended review would not commence until a revised accommodation review policy (FT5) has been developed and approved.

7.0 Accommodation for Secondary FI Program:

With the implementation of dual track programs in Haldimand and Norfolk counties, the time will come soon to consider where students from Caledonia and Walsh will transition for the Secondary FI program. The first cohort to transition from these programs will be attending secondary school in

September 2020. The committee recommends reviewing the enrolments and potential placement for the Secondary program at a later date closer to the 2020-21 school year.

The growth of FI programming in Brant/Brantford is already putting accommodation pressure on BCI. Assuming 100% transition of students from the elementary to secondary FI program. The number of students moving to secondary from the Brant/Brantford programs will grow from 221 this year to 426 in 2024-25.

FI Impact on Brant/Brantford Secondary Schools

Year	Burford	Dufferin	Fairview	Total
2015		105	116	221
2016		109	134	243
2017		115	148	263
2018		114	127	241
2019		120	138	258
2020	15	118	137	270
2021	38	130	145	313
2022	54	149	160	363
2023	70	169	172	411
2024	71	175	180	426

The committee recommends that the Board establish a second FI program at North Park or Pauline Johnson in September 2016. Elementary FI students from Burford and Dufferin schools would transition to BCI for secondary FI program. Elementary FI students from Fairview would transition to the newly established secondary FI program. The table below shows the projected number of students that would transition to each program under this model.

Proposed Secondary School Alignment for FI Program

Align with BCI				Align with new Program	
Year	Burford	Dufferin	Total	Year	Fairview
2015		105	105	2015	116
2016		109	109	2016	134
2017		115	115	2017	148
2018		114	114	2018	127
2019		120	120	2019	138
2020	15	118	133	2020	137
2021	38	130	168	2021	145
2022	54	149	203	2022	160
2023	70	169	239	2023	172
2024	71	175	246	2024	180

8.0 Next Steps:

This report presents a number of ideas and proposed solutions to address accommodation pressures. Many of the options will require much consultation with school communities, boundary reviews and possibly an accommodation review. Most of the options suggested target a September 2016 implementation. To respect the timing of course option requests in Secondary and kindergarten registration in Elementary, the Board is encouraged to complete any consultations by the early fall of 2015 for changes to be implemented for September 2016. Should the Board wish to pursue an accommodation review, the current Accommodation Review Policy (FT5) will require amendment to meet new Ministry Guidelines.

Respectfully submitted,

Jamie Gunn
Superintendent of Business & Treasurer