

Grade 1



Literacy Calendar

Grand Erie values languages and home cultures. We invite all our families and students to complete some of these activities in English, French, or their own first/home language.

Date

Activity

**Monday,
April 27**

Read an article, book, advertisement, and identify the main idea. How do you know this is the main idea? (Be careful not to confuse a fact or detail with the bigger main idea of the piece).

**Tuesday,
April 28**

Create a word bank of 5-7 words on a student selected topic (e.g. school – recess, math, teacher, homework, friends). Create three sentences using some of these words. Try to have one sentence that ends in a period(.), one that ends in a question mark (?), and one that ends in an exclamation mark (!).

**Wednesday,
April 29**

Call, Facetime, or video chat with a family member or friend. When you are done, tell someone in your house about three things you talked about.

**Thursday,
April 30**

Have your child describe their favourite toy to you. Write the sentence on a strip of paper for them. Cut the sentence up into individual words. Have your child practice putting the sentence together and reading it.

**Friday,
May 1**

Fold a piece of paper in half and in half again. In each of the 4 sections draw a picture that represents the 4 seasons. Be sure to include the weather, the plants, the animals, and what people would be doing and wearing.

Grade 1



SUCCESS for Every Student

Numeracy Calendar

Date

Activity


**Monday,
April 27**

Gather 20 small items to count, such as dried beans, small blocks, pieces of cereal, coins or pebbles. You will need a cup. Spread your items on a flat surface, such as a plate. Count to be sure there are 20. Without looking, cover some of the counters with the cup. Open your eyes and determine how many counters are under the cup. Repeat several times.




**Tuesday,
April 28**

Which path is longer? First make a guess, then use string or yarn to measure by placing the string directly on the line and marking the length.



**Wednesday,
April 29**

Describe the symmetry in this photo. Symmetry means that something is the same or balanced on both sides of a line. Use found materials to make a Symmetry Bug of your own.



**Thursday,
April 30**

Look at this part of a hundreds chart. Some of the numbers are missing. How can skip counting help you fill in the missing numbers? What does the next row in the hundreds chart look like?

11		13		15		17		19	
21		23		25		27		29	

Grade 1



SUCCESS for Every Student

Numeracy Calendar

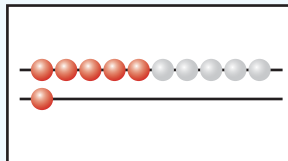
Date

Activity

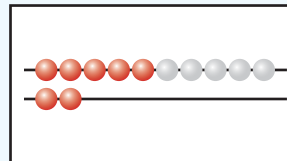
**Friday,
May 1**

How many white beads and red beads need to be added to the bottom row so that both rows are equal?

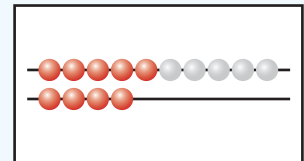
1.



2.



3.



Sources:

Open Questions for the Three-Part Lesson. Geometry and Spatial Sense, Data Management and Probability. Grades 4-8, M. Small

Solve Me Mobiles; solveme.edc.org/mobiles/

Teaching Student-Centered Mathematics, Pre-K to 2, J. VanDeWalle, 2014

Making Math Meaningful to Canadian Students, K-8, M. Small, 2013

<https://schools.wrdsb.ca/athome/learn/elementary-home/elementary-2/math/math-grades-1-3/how-much-how-many/>

A Guide to Effective Instruction in Mathematics, Grades 1-3, Number Sense and Numeration 2016

A Guide to Effective Instruction in Mathematics, Kindergarten to Grade 3, Measurement 2007

schools.wrdsb.ca/athome/learn/elementary-2/math/math-grades-1-3/patterns-patterns-everywhere/

schools.wrdsb.ca/athome/learn/elementary-2/math/math-grades-1-3/math-is-beautiful/

www.youcubed.org/resources/whats-going-on-outside-your-window-k-12-video/

mathclips.ca/swfPlayer.html?swfURL=tools/Notepad1.swf&title=Notepad

mathies.ca/files/representationCards/Beads_0_to_50_AODA.pdf

www.mathies.ca/tools/NumberChart/index.html?show=true&title=Number%20Chart