


Grade 1



Literacy Calendar

Grand Erie values languages and home cultures. We invite all our families and students to complete some of these activities in English, French, or their own first/home language.


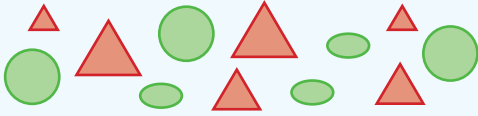
Date	Activity
Monday, April 20	Read or listen to a story. Create a different ending for the story. Tell someone your ending.
Tuesday, April 21	Using the letters from the word STINKY (other possible words include WILDLIFE, EXPERIMENT, RAINDROPS, PATTERNS) make as many words as you can. How could you sort your words? (e.g. word endings, beginning sounds).
Wednesday, April 22	Choose an object in your home. Write down 3 clues that describe that object. Hide the object and read your clues one at a time to someone else. See if they can guess your object by using the clues that you give them.
Thursday, April 23	Create a mini poster that advertises a place you have been to or would like to go to. Be sure to include a detailed picture, a title and information about why someone would want to visit there.
Friday, April 24	Create a 4-frame comic strip based on a topic of choice. Draw pictures and use speech and thought bubbles to show what the characters are saying and thinking.

Grade 1



SUCCESS for Every Student

Numeracy Calendar

Date	Activity
Monday, April 20	<p>More or less? Solve by counting. Does your family have: More spoons or more forks? Fewer beds or fewer pillows? More windows or more doors? Think of another item to count and compare.</p>
Tuesday, April 21	<p>Comparing Containers. Find three different containers that are about the same size (e.g., jar, cup, empty food container). Which do you think will hold more? Which will hold less? Use a scoop or large spoon to find out by counting how many scoops or spoonfuls it will take to fill each. Did your answer surprise you?</p>
Wednesday, April 22	<p>Gather together a collection of small items such as blocks, toothpicks, dried beans, or pebbles of a similar size. Fold a large sheet of paper in half. Create a symmetrical design: it should be balanced, or look exactly the same on both sides of the line on the paper. Draw or take a picture of your design!</p>
Thursday, April 23	<p>Draw the next three shapes in this pattern:</p> <p></p> <p>Do the next three actions in this pattern: clap jump jump clap jump jump Try changing the actions in the pattern to create something new.</p>
Friday, April 24	<p>Sort the shapes using these labels: Big Small</p> <p></p> <p>Now sort them again using these labels: Circle Triangle Can you think of another way to sort them?</p>

Grade 1



Resources

Sources:

Boxed Cars and One Eyed Jacks, Jane Felling

A Guide to Effective Instruction Number Sense and Numeration, Grades 1-3, Ministry of Education, 2016

A Guide to Effective Instruction Measurement, Kindergarten to Grade 3, Ministry of Education, 2007

A Guide to Effective Instruction, Patterning & Algebra, Kindergarten to Grade 3, Ministry of Education, 2007

A Guide to Effective Instruction – Geometry and Spatial Sense Gr. 4-6, Ministry of Education, 2008

Open Questions for the Three-Part Math Lesson – Number Sense & Numeration, K-3, M. Small,

Open Questions for the Three-Part Math Lesson – Number Sense & Numeration, Grades 4-8, M. Small

Open Questions for the Three-Part Math Lesson – Measurement/Patterning and Algebra, Grades 4-8, M. Small

Mathies, www.mathies.ca

<https://solveme.edc.org/mobiles/>